



Summary Minutes

REGULAR MEETING OF THE CITIZENS STREET OVERSIGHT COMMITTEE

Monday, September 28, 2015, 7:00 p.m.

El Cerrito City Hall
Hillside Conference Room
10890 San Pablo Avenue

Call to Order at 7:04 p.m.

1. Roll Call

Present: Vice Chair Marlene Keller and Committee Members Al Miller, Lynne Kessler, and Jia Ma

Absent: Chair Matthew Kelly

Other Attendees: Yvetteh Ortiz, Staff Liaison, Public Works Director/City Engineer
Bill Kuhlman, Public Speaker

2. Comments from the Public (on non-agenda items)

Public Speaker: Bill Kuhlman, El Cerrito resident and Planning Commissioner, announced El Cerrito Restaurant Week, sponsored by Economic Development Committee and Chamber of Commerce. He provided flyers and asked Committee members to spread the word regarding the event.

3. Approval of Minutes

Committee reviewed meeting minutes from April 27, 2015 Meeting.

Action taken: Moved and seconded (Kessler/Miller) and carried unanimously to approve minutes.

4. Review of Fiscal Year 2014 – 2015 Revenues & Expenditures

Presenters: Yvetteh Ortiz, Staff Liaison, Public Works Director/City Engineer

a. & b. Review Fiscal Year 2014-2015 Expenditure Plan Status Report and preliminary list of financial activity

City of El Cerrito
Citizens Street Oversight Committee
Draft Summary Minutes September 28, 2015 Regular Meeting

Staff Liaison Ortiz indicated that she revised the Fiscal Year 2014-2015 Expenditure Plan Status Report based on the Committee's comments at the April 2015 meeting and it is intended to facilitate the Committee's review of the preliminary list of financial activity. Committee Members Miller and Kessler inquired as to whether grant funds are included in the project amounts. Staff Liaison Ortiz confirmed that they are included and explained how grant and Measure A sales tax funds are used on a single project. Committee Member Miller reminded other committee members that although grant funds are included in the fund activity, that the Committee is only responsible for the Measure A sales tax funds.

Committee members discussed the use of the General Ledger Account Name of "Miscellaneous Professional Services". Staff Liaison Ortiz indicated that services under this account name represent several types of professional services used in the delivery of projects including engineering, design, project management, construction management, geotechnical, and materials testing. Staff Liaison Ortiz indicated that although there is a separate account for Architectural & Engineering Services, Miscellaneous Professional Services has historically been used to capture the variety of professional services. Committee members indicated that "miscellaneous" is not sufficiently descriptive of the specific and specialized skill sets of these services, and might instead be misunderstood by the general public to mean minor or trivial. Also, because of the significant amount of expenses under this Miscellaneous Professional Services account, Committee members recommended that staff consider three options to clarify the types of professional services under this account including 1) adding footnote(s) in reports and summaries, 2) changing the account name or adding subaccounts while keeping the same main number so as not to lose account history, or 3) any recommended by the City's Finance Director. Committee members asked that Staff Liaison Ortiz consult with the Finance Director and report back to the Committee at their next meeting.

Staff Liaison Ortiz presented the detailed list of revenues and expenditures as listed in the attachment for the Agenda item, and indicated that the numbers are unaudited. She indicated that revenues consist of the Measure A sales tax, grants and fees paid for street restoration when encroachment permit work must be done in streets that are under an excavation moratorium. She also distributed an overview of the detailed financial activity, which also included a comparison of the adopted budget versus actual revenues and expenditures.

Staff Liaison Ortiz indicated that expenditures are for debt service, non-personnel including auditor costs, which were not showing up in the audited numbers, City personnel costs not related to capital projects, and capital projects including the Annual Street Improvement Program and other projects. She noted that expenses for capital projects were lower than budgeted because some projects, most notably the Pavement Rehabilitation Project, did not progress as quickly as anticipated.

Committee Member Miller inquired about the correctness of the total expenses given the subtotal amounts. Staff Liaison Ortiz indicated she would confirm and report back to the Committee at the next meeting.

Staff Liaison Ortiz indicated that the audited numbers would be presented at the next meeting and she would highlight any differences with the numbers presented today.

5. Staff Liaison Reports

a. & b. Present Fiscal Year 2015-2016 Expenditure Plan and work plan for 2015-16

Staff Liaison Ortiz presented the draft Fiscal Year 2015-16 Expenditure Plan including the budget approved by City Council in June 2015 as part of the City's Fiscal Year 2015-16 Budget Update & Spending Authority and one mid-year adjustment for the 2015 Slurry Seal and Curb Ramp Project. Staff Liaison Ortiz distributed copies of the City Council Agenda Bills for both items, including attachments. She reviewed the approved revenues, expenditures, fund balance, and capital project listing, as well as, walked through the attachments which included detailed listing of budgeted revenues and expenditures. She indicated that an upcoming mid-year adjustment would include various items including grant revenue for the Pavement Rehabilitation Project, the federally-funded project.

Committee Member Miller asked about the Traffic Safety & Management Program and indicated that he had previously suggested to Council members that they clearly indicate that the projects are consistent with Measure A. Staff Liaison Ortiz indicated that she would bring a copy of Project Information Sheet for the project and described improvements built under the program including improvements under the Neighborhood Traffic Management Program (NTMP), as well as, speed feedback signs on Arlington Boulevard, Central Avenue and Barrett Avenue to slow vehicle speeds so that speed limits could be established per the State of California requirement and therefore be more readily enforced by the Police Department. Committee members asked what type of improvement would be constructed under this project in Fiscal Year 2015-16, and Staff Liaison Ortiz indicated that City staff is working on a backlog of NTMP requests for speed humps and cushions. Vice Chair Keller requested that descriptions of projects be provided in the future. Staff Liaison Ortiz clarified that they are included in the Biennial Budget Book. Committee members indicated that the Committee's annual report to City Council should request that City Council add a "whereas" clause to the resolution approving citywide budget in the future.

Staff Liaison Ortiz indicated that City personnel costs are higher because an Associate Engineer position has been approved to be funded 70% by General Fund and 30% by Measure A.

Staff Liaison Ortiz indicated that staff would be requesting that City Council approve additional funding for the 2015 Slurry Seal and Curb Ramp project as a mid-year adjustment because construction bids came in higher than estimated. This would also include reducing scope (such as removing short segments of local streets) and keeping major streets and longer local streets as well as some streets that will be reimbursed by BART. Staff Liaison Ortiz also indicated that the project includes significant curb ramp work due to changes in State requirements for slurry projects.

She also highlighted an inconsistency between budget numbers in the Expenditure Plan listing the capital projects and Appendix Page 6 of 12 (Account Roll-Up 5300). She indicated that she would ask the Finance Director how to correct this inconsistency and will report back at the next meeting.

6. Committee Member Reports

Committee members had no reports.

7. Review Committee Standing Rules

Staff Liaison Ortiz indicated there was one new rule added in September 2014 and it was pertaining to the transmittal of draft agenda for review by the Chair. Committee took no action on this item.

8. Future Agenda Items and Meeting Schedule

Staff Liaison Ortiz indicated that November 9, 2015 is the next regularly scheduled meeting, and that the November meeting has typically been cancelled. Committee Member Miller indicated that the November meeting was held as a placeholder meeting in case there was a specific need to meet. Committee members discussed whether there was a need to hold the regular meeting in November 2015 and did not identify any agenda items. Staff Liaison Ortiz indicated that the January meeting is pending completion of the City audit reports.

Action taken: Moved and seconded (Miller/Kessler) and carried unanimously to cancel November meeting.

9. Adjournment

Adjourned at approximately 8:55 p.m.

**FY 2015 Street Improvement Fund Summary (unaudited) - Overview
September 2015**

FY 2015	Revenue Items	Approved Amount	Unaudited Year-End Amount	Difference (Year-End vs Approved)
	District Taxes	\$ 1,398,000.00	\$ 1,499,933.75	\$ 101,933.75
	Grants	\$ 630,000.00	\$ 261,424.48	\$ (368,575.52)
	Misc	\$ 5,000.00	\$ 4,277.00	\$ (723.00)
Total Revenues		\$ 2,033,000.00	\$ 1,765,635.23	\$ (267,364.77)

FY 2015	Expense Items	Approved Amount	Unaudited Year-End Amount	Difference (Year-End vs Approved)
	Debt Service	\$ 733,408.00	\$ 733,914.26	\$ 506.26
	Non-Personnel	\$ 3,000.00	\$ -	\$ (3,000.00)
	Personnel (Non-Capital)	\$ 51,215.00	\$ 49,979.05	\$ (1,235.95)
	Capital Outlay			
	<i>Annual Street Improvement Program</i>	\$ 215,000.00	\$ 215,744.28	\$ 744.28
	<i>Pavement Rehabilitation, Federal Paving</i>	\$ 963,603.50	\$ 278,424.18	\$ (685,179.32)
	<i>Traffic Safety & Management Program</i>	\$ 98,675.00	\$ 59,260.10	\$ (39,414.90)
	<i>Street Improvement Program (SLPP)</i>	\$ 64,062.16	\$ 50,195.78	\$ (13,866.38)
	Capital Sub-Total	\$ 1,341,340.66	\$ 603,624.34	\$ (737,716.32)
Total Expenses		\$ 2,128,963.66	\$ 1,387,517.65	\$ (741,446.01)



AGENDA BILL

Agenda Item No. 7(A)

Date: June 16, 2015

To: El Cerrito City Council/Pension Trust Board/
Public Financing Authority Board

From: Scott Hanin, City Manager
Lisa Malek-Zadeh, Finance Director/City Treasurer

Subject: Approval of the City's Fiscal Year 2015-16 Budget Update and Spending Authority by Fund for the City, Employee Pension Board and Public Financing Authority and Approve the FY 2015-16 Annual Gann Appropriation Limit.

ACTION REQUESTED

Staff requests that the City Council approve the following actions:

1. Adopt a resolution authorizing Fiscal Year 2015-16 spending authority by fund for the City of El Cerrito;
2. Adopt a resolution authorizing Fiscal Year 2015-16 spending authority by fund for the El Cerrito Public Financing Authority;
3. Adopt a resolution authorizing Fiscal Year 2015-16 spending authority by fund for the El Cerrito Employee Pension Board; and
4. Adopt a resolution approving the calculation and establishing the FY 2015-16 annual Gann Appropriation Limit.

BACKGROUND

At the June 17, 2014 City Council meeting, the City Council adopted the Proposed Biennial Budget for Fiscal Years 2014-15 and 2015-16 that included the operating and capital budgets for the City of El Cerrito, the Public Financing Authority, and Employee Pension Board. The City Manager's presentation provided an update on the implementation of the City's Strategic Plan, including the challenges and accomplishments of that budget year. In March 2015, the City Council reviewed and updated the Strategic Plan that continues to provide the foundation for developing the updated Budget for Fiscal Year 2015-16.

Biennial Budget

The annual budget is the City’s service and financial plan for the fiscal year: a planning tool that matches the services desired by the community to the resources required in order to provide those services. The City Council adopted a biennial budget beginning in FY 2014-15 that encompassed two fiscal years. The biennial budget allowed staff to provide a high emphasis on long-term planning and forecasting, and provided a greater opportunity to focus on how the City’s programs and services are working and complying with the Strategic Plan. The biennial budget also reduced resources associated with annual budgeting, allowing staff the ability to focus on pressing priorities despite the number of vacant positions existing within the Departments.

The approved budget document provides a plan that outlines how resources will be utilized to achieve the City’s goals; however, adoption of the spending authority provides the legal authority to expend City revenues to realize these objectives. While the budget document incorporates two fiscal years, the City Council is required per the El Cerrito Municipal Code to adopt and appropriate an annual budget for each fiscal year. Staff is presenting an updated budget for FY 2015-16 based on actual financial performance, current levels of service, and recommendations for the next fiscal year.

ANALYSIS

Projected Fiscal Year 2014-15 and Proposed 2015-16 Budget

On March 17, 2015 staff presented a mid-year budget update for FY 2014-15. As the table below shows, at that time the projected unassigned General Fund reserve balance was approximately 5.3% based on an anticipated surplus of \$363,000.

General Fund Fiscal 2014-15 & 2015-16

General Fund Summary	2013-14 Actual	2014-15 Amended	FY 2014-15 (Mid Year) Projected	FY 2014-15 Projected (Proposed Update)	FY 2015-16 Adopted (July 2014)	FY 2015-16 Proposed Update
Beginning Restricted Fund Balance	\$1,059,976					
Beginning Unassigned Fund Balance	\$1,281,566	\$1,270,466	\$1,270,466	\$1,270,466	\$1,568,773	\$1,541,108
Total Revenues	\$28,799,596	\$29,231,365	\$29,748,005	\$29,786,488	\$30,304,024	\$31,180,146
Total Expenses	\$28,875,081	\$29,252,065	\$29,384,875	\$29,441,009	\$30,396,251	\$30,840,246
Personnel	\$22,256,364	\$22,619,142	\$22,667,423	\$22,402,195	\$23,552,663	\$23,833,943
Non-Personnel	\$6,618,717	\$6,632,923	\$6,717,453	\$7,038,813	\$6,843,588	\$7,006,303
Annual Balance/Shortfall	(\$75,484)	(\$20,700)	\$363,130	\$345,480	(\$92,227)	\$339,900
Transfer Out Grant	\$669,599	\$0	\$0	\$0	\$0	\$0
Transfer Out - Solar CIP	\$344,428	\$74,838	\$74,838	\$74,838	\$0	\$0
Total Transfer out of Restricted Funds	\$1,014,027	\$74,838	\$74,838	\$74,838	\$0	\$0
Ending Fund Balance/Deficit	\$1,252,030	\$1,174,928	\$1,558,758	\$1,541,108	\$1,476,546	\$1,881,008
Unassigned Ending Fund Balance/Deficit	\$1,252,030	\$1,174,928	\$1,558,758	\$1,541,108	\$1,476,546	\$1,881,008
Ending Unassigned Reserve Percent	4.3%	4.0%	5.3%	5.2%	4.9%	6.1%

As shown above, based on current projections, staff anticipates minimal change in the mid-year projections with unassigned reserves at 5.2% based on a surplus of \$345,000 at the end of FY 2014-15. As the table also shows, when adopted last year, the FY 2015-16 budget assumed a \$92,000 shortfall with unassigned reserves decreasing to 4.9%. However, since the adoption of the biennial budget, the voters of El Cerrito approved Measure R, which is projected to bring in between \$1.4 and \$1.5 million in additional sales tax revenue in FY 2015-16 and for the remaining eleven years of the Measure.

Additionally, costs have been contained at a higher amount than originally thought possible. Staff has prepared updates to the FY 2015-16 budget projections for the City Council's consideration based on revised projections and now projects a \$340,000 surplus, a \$432,000 improvement in General Fund reserves.

Fiscal Year 2015-16 Revised Budget

The revised FY 2015-16 budget recommends expenditures of \$42,349,632 and provides funding for all City services, including Police, Fire, Recreation, Community Development, Public Works, and City Management. The budget represents staff's effort to provide the programs and services consistent with the City Strategic Plan and other input received from our community and the City Council. With the passage of Measure R, this is the first budget in many years that allows for the restoration of several vacant positions, replaces a number of outdated vehicles, resolves shortfalls in some special funds, provides funding for significantly expanded technological services, includes additional work related to preparing for a potential new library, and projects a surplus of approximately \$340,000 to increase General Fund reserves. Additionally, since the original adoption of the biennial budget, projections for medical benefits, workers compensation, and insurance have all decreased significantly, resulting in reduced personnel costs.

Citywide Fund Projections

Fund Name	Actuals June 30, 2014	FY 2014-15 Projected Revenue	FY 2014-15 Projected Expenditures	FY 2014-15 Ending Balance	FY 2015-16 Proposed Update Revenues	FY 2015-16 CM Proposed Update Expenditures	FY 2015-16 Ending Balance July 2015
General Fund Balance	\$1,270,466	\$29,786,488	\$29,515,847	\$1,541,108	\$31,180,146	\$30,840,246	\$1,881,008
Gas Tax Fund	(\$25,515)	\$690,463	\$544,263	\$120,685	\$515,613	\$603,484	\$32,814
NPDES	\$24,014	\$374,564	\$388,911	\$9,667	\$315,000	\$293,091	\$31,576
Landscape and Lighting	\$47,272	\$861,509	\$906,438	\$2,343	\$781,000	\$759,095	\$24,248
Measure J Return to Source	\$70,561	\$456,052	\$431,991	\$94,622	\$414,173	\$432,255	\$76,539
Measure J Storm Drain	(\$92,646)	\$698,000	\$532,012	\$73,342	\$726,500	\$760,993	\$38,849
Measure A Parcel Tax	\$435,359	\$439,400	\$735,845	\$138,914	\$439,400	\$528,752	\$49,563
Asset Seizure	\$122,941	\$6,440	\$439	\$128,942	\$2,000	\$25,000	\$105,942
Vehicle Abatement	\$197,055	\$24,118	\$39,754	\$181,419	\$21,000	\$36,000	\$166,419
Street Improvement Fund	(\$222,657)	\$2,291,046	\$1,981,220	\$87,169	\$1,503,800	\$1,330,423	\$260,546
Art in Public Places	\$48,094	\$6,050	\$5,450	\$48,694	\$6,050	\$15,000	\$39,744
Paratransit	\$19,370	\$146,052	129,314	\$36,108	\$146,052	112,678	\$69,482
Federal, State and Local Grants	\$118,445	\$234,217	\$251,573	\$101,089	\$307,500	\$314,500	\$94,089
C.O.P.S. Grant		\$100,000	\$30,000	\$70,000	\$100,000	\$30,000	\$140,000
City LMI Housing	\$1,248,898	\$75,284	\$107,681	\$1,216,501	\$250,000	\$105,421	\$1,361,080
Capital Improvements	(\$1,080,076)	\$2,143,830	\$1,659,731	(\$595,977)	\$1,832,313	\$1,828,639	(\$592,303)
Integrated Waste Management	\$288,935	\$2,168,714	\$2,306,269	\$151,381	\$2,345,523	\$2,387,233	\$109,671
Vehicle/Equipment Replacement	(\$26,862)	\$128,533	\$128,533	(\$26,862)	\$128,532	\$128,532	(\$26,862)
Employees' Pension Trust Fund	\$0	\$113,976	\$113,976	\$0	\$113,976	\$113,976	\$0
Finance Authority- Measure A	\$209,436	\$369,574	\$369,574	\$209,436	\$367,840	\$367,840	\$209,436
Financing Authority-City Hall	\$598,054	\$597,768	\$597,768	\$598,054	\$598,246	\$598,246	\$598,054
Financing Authority-Street Imp	\$740,112	\$737,408	\$737,408	\$740,112	\$738,228	\$738,228	\$740,112
	\$4,003,266	\$45,035,495	\$44,111,998	\$4,926,764	\$42,832,892	\$42,349,632	\$5,410,026

1. Approximately \$430K of the deficit in the CIP fund is related to a redevelopment commitment that has been requested, but not yet reimbursed by the Department of Finance. The remainder of the deficit is being repaid over the next several years from multiple funds.

As shown in the previous table, two funds remain in deficit. The majority of the Capital Improvement fund balance is a contested item related to the dissolution of the City Redevelopment Agency and the State Department of Finance (DOF). To this point, DOF has not been willing to approve certain funds associated with the Agency contribution to the San Pablo Streetscape Project. The small deficit in the Vehicle Replacement Fund will be reconciled and corrected during the next fiscal year.

General Fund

The proposed General Fund budget is in balance for FY 2015-16 with a projected surplus of approximately \$340,000. Based on the projected fund balance for FY 2014-15 and FY 2015-16, reserves are projected to increase to 6.1%, with the goal of continually increasing by at least one percent annually to a total of minimally 10% and preferably 15%.

With the passage of Measure R, small increases in other revenues and continued cost control measures, the proposed FY 2015-16 budget restores many vacant positions, resolves inter-fund shortfalls, increases reserves, invests significantly in technological improvements to increase customer services, addresses certain staff compensation issues and selectively increases some services.

Changes to Previously Adopted Budget

Based on the passage of Measure R, renegotiation of all labor agreements, and general cost containment, there are significant changes to the previously adopted FY 2015-16 budget which include but are not limited to:

Technology Improvements – In order to provide better customer service and increased efficiency, staff has included a number of proposed improvements. The most significant are upgrades to the City's CRW permitting system, which will allow online services for the public related to processing Building, Planning and Public Works permits. The upgrade will allow City employees to use tablets while in the field for permitting and maintenance activities, decreasing report writing and transportation between the office and customers. Additionally, staff proposes implementing a suite of tools to automate all Human Resources activities including the recruitment process, performance evaluations, and time-keeping to minimize both the use of paper and enhance efficiency. This will also dramatically improve potential job applicants' first impression of the City. Staff also intends to upgrade the City's website, providing an improved online customer service experience. Additionally, funds are included for a new firewall and to bring in outside technical expertise in order to implement these increased online services securely. The estimated cost for these improvements and support is approximately \$200,000.

City Hall Staffing – Staff is proposing that 1.5 new positions will be created, in addition to filling some vacancies as planned. In order to provide additional service to customers and better staff the growing demand for Passport Services, an additional half-time Administrative Clerk Specialist is included in City Management. A full-time Management Assistant is included in Community Development to allow technical staff to focus more on programs and services and less on administrative support, meeting preparation, and noticing. The Department currently has no administrative support positions thereby requiring senior and technical staff to perform many tasks that could be performed by someone else allowing staff to better focus resources on City priorities. Although these are new positions, the current headcount remains below the previously

approved number which does not include positions that have been eliminated over the past five years.

Over the course of the fiscal year, the Finance Department will return to full staffing after having three of six positions vacant. In the Building Division, the previously approved third Building Inspector is funded to provide support when demand is high and focus the remaining time on code enforcement activities. The Human Resources Manager position is proposed to become a Human Resources Analyst position under the supervision of the Assistant City Manager.

Cost of Living Adjustment – The Management and unrepresented staff have not received a cost of living adjustment since July 1, 2009. During this period, this group also began paying the full 8% employee share of their CalPERS pension obligation with no offsetting salary increase. The proposed FY 2015-16 budget assumes a 3% adjustment similar to SEIU. The cost of this adjustment is approximately \$90,000.

Special Revenue Funds and Restored General Fund Support - As previously discussed, the General Fund has reduced funding to Public Works services over the past few years by approximately \$600,000. In order to maintain the existing level of services, much of this reduction was offset by shifting eligible expenditures to several Special Revenue Funds as a short-term solution. Two of the City's key Special Revenue Funds, the Landscape and Lighting Assessment District (LLAD) and National Pollutants Discharge Elimination System (NPDES), faced operating deficits and were balanced in FY 2014-15 through one-time actions. Because these funds have legal limits on the increase to their revenue, while continuing to experience cost increases such as personnel and utility expenses, these Special Revenue Funds are projected to have deficits without the addition of restored General Fund support, new revenue sources, or reduction in services.

In the proposed FY 2015-16 budget update, staff has increased the General Fund support to Public Works services by transferring expenses in the amount of approximately \$300,000 from the LLAD Fund (\$180,000) and the NPDES Fund (\$120,000) back into the General Fund. Current funding in all funds is insufficient to ultimately cover the cost of addressing deferred landscaping and lighting services on City property and within the public right-of-way, as well as increasing clean water regulations. As such, additional revenue sources will need to be identified in the coming years to meet these needs.

Economic Development - In order to optimally size the City's economic development activities in the wake of the loss of redevelopment, the Community Development Department's economic development activities will be staffed in FY 2015-16 by a Community Development Analyst (previously filled by a consultant) and the Community Development Director. The City's Housing Program Manager and Economic Development Program Manager positions will be held vacant, although some duties will be partially performed by outside experts. A key goal of the Department this year will be to define and develop a refreshed and strategic approach to economic development and housing. To accomplish this, the City will work with Management Partners to evaluate and update the 2006 Economic Development Strategy, including working with the Economic Development Committee and facilitating a City Council study session. As a part of this effort, Management Partners will also develop recommendations on future economic development staffing and strategic programs that will help to support and grow existing businesses, attract new businesses and diversify the economic base. Finally, through grants from Contra Costa Transportation Authority and the Metropolitan Transportation Commission, staff will work this fiscal year with

consultant teams to further San Pablo Avenue Specific Plan implementation efforts, including through conducting updated market analyses and identifying strategies and barriers towards attracting investment to key opportunity sites in the Plan area.

Police Department – In FY 2014-15, three sworn officer positions, a Records Specialist, and some part-time positions were held vacant in an effort to reduce costs. For FY 2015-16, the Department is authorized to fill all sworn positions and will only be holding a Records Specialist position vacant. However, based on current headcount and likely recruitment and retention next fiscal year, salary savings of approximately \$360,000 in police officer savings has been assumed in addition to the vacant Records Specialist position. Should the Department hire additional officers or have lower attrition, actual personnel expenses could increase and a future budget adjustment could be necessary. Staff will report back during the fiscal year on recruitment and retention activities.

Public Works Department – In addition to the General Fund increase previously described associated with the Special Funds, the proposed FY 2015-16 budget update assumes filling one of the two vacant Maintenance Worker positions, which will enhance the overall maintenance efforts in our parks at our facilities and reduce overtime hours. Additionally, there is an increase of \$50,000 in the Maintenance budget to provide enhanced services in City parks, playfields, open space and right-of-ways. In the Integrated Waste Management Fund, staff proposes to add an additional Forklift Driver position to provide additional support to accommodate increased demand and the seven-day service schedule at the Recycling and Environmental Resource Center. The previously approved Associate Engineer position will be filled during the fiscal year as a more efficient way to manage and design capital programs rather than relying so heavily on outside consultants.

Capital Improvement Program (CIP)

The CIP Budget, as shown on the following table, serves to identify the appropriation of expenditures on CIP projects in FY 2015-16. The CIP Budget includes activities that are programmed for FY 2015-16, but is not a commitment to a particular project. The only exceptions are the projects shown as part of the Street Improvement Capital Fund (Fund 211), which constitute the *Annual Program of Maintenance and Improvement* pursuant to the Measure A Street Improvement Program approved by voters in 2008.

Capital Improvement Program Budget

	Project #	Fund Source	Proposed 2015-16
Capital Improvement Fund (301)			
ADMINISTRATION			
Energy & Water Efficiency Program	C3043	Other	\$15,200
PARKS			
Huber Park Improvements	C3054	Local Grant	\$156,000
CREEKS & TRAILS			
Ohlone Greenway Impr - Blake to Hill	C3069	210	\$100,000
Ohlone Greenway Wayfinding Signage	C5034	Local Grant	\$118,200
Ohlone Nature Area & Rain Gardens	C3067	State Grant	\$50,000
Ohlone-BART Station Placemaking Imprv	C3076	210	\$133,000
Ohlone-BART Station Placemaking Imprv	C3076	Fed Grant	\$3,336,000
STREETS-TRANSPORTATION			
Arlington Curve at Brewster Drive Safety Imprv	C3071	211	\$29,100
Arlington Curve at Brewster Drive Safety Imprv	C3071	Fed Grant	\$198,000
Subtotal Capital Improvement Fund			\$4,135,500
Measure J Return to Source (204)			
Streets			
Access Modifications	C3024	204	\$ 146,000
Measure J Storm Drain (205)			
Storm Drain Repairs & Improvements			
Repairs & Improvements	tbd	205	\$ 330,000
Measure A Swim Center & Park Facilities (206)			
FACILITIES			
Swim Center Enhancements	C3050	206	\$ 100,000
PARKS			
Canyon Trail Clubhouse Improvements	tbd	206	\$ 150,000
Subtotal Measure A Swim Center & Park Fund			\$ 250,000
Measure A Street Improvements (211)*			
STREETS-TRANSPORTATION			
Street Improvement Program	C3027	211	\$ 570,000
Traffic Safety & Management Program	C3070	211	\$ 60,000
Subtotal Street Improvements Fund			\$ 630,000
Total Capital Improvement Program Budget Appropriations			\$5,491,500

*Also see Public Works Department Budget for Non-Project Personnel Expenditures in the Annual Program of Maintenance and Improvement pursuant to the Measure A Street Improvement Program

Financial Advisory Board (FAB) Recommendation

On June 9, 2015 the FAB met to review the proposed budget for FY 2015-16 and passed the following motion:

“By motion made, seconded and adopted unanimously, the Board recommends adoption of the City Manager’s updates to the FY 2015-16 budget with the following changes:

- Identify \$100,000 of savings among the list of proposed budget changes presented to the FAB on 6/9 and allocate those savings of \$100,000 to the general fund reserve

- Any unanticipated revenues in the General Fund over and above the Adopted FY 2015-16 budget realized by 12/31/15 not be committed until FAB reviews and makes recommendations for the mid-year update.”

Staff concurs with the FAB’s desire to increase General Fund reserves. Last year, the City Council spent considerable time discussing the issue, and staff recommended that as soon as possible, reserves would be increased by at least one percent per fiscal year. The Council ultimately adopted the biennial budget with this recommendation and the understanding that reserves might decrease for FY 2014-15 without the passage of Measure R. The proposed FY 2015-16 budget update assumes surpluses in the General Fund in excess of one percent for this fiscal year and next, and the General Fund reserves will be increased accordingly per the City Council’s direction. It is not clear if the intent of FAB’s recommendation is to reduce expenses or increase reserves as those goals can be achieved differently. For example, if revenues are higher than anticipated, reserves would also be higher, presumably eliminating the need to reduce expenses. Should the City Council desire to reduce the proposed FY 2015-16 revised expenditures as the FAB suggests, staff would need Council direction as to what area(s) specifically they would reduce or eliminate and would not limit it only to the proposed changes in the budget but rather the entire General Fund.

In regard to the FAB’s second recommended change, it is standard practice for staff to come to the City Council throughout the fiscal year for supplemental appropriations if “unanticipated” situations (e.g., bid alternates, grants) or opportunities arise and additional spending authority is needed. Should this occur, staff will provide the FAB with periodic budget updates that they can review and provide comments to the Council if they desire. Because of the time it typically takes to close a particular period, staff often does not present the mid-year update before February which would mean that any adjustment for Council consideration would not happen until March of the fiscal year. It is also common should the staff receive additional grant funds to come to Council immediately to appropriate those additional funds and begin the project. Further, this motion may go beyond the scope of the FAB’s responsibilities by limiting the role normally performed by Council. Staff does not support this recommendation.

Gann Appropriations Limit

Included in the recommended actions for adoption of the FY 2015-16 budget is the approval of the calculation and to establish the City’s FY 2015-16 Gann Appropriation Limit as \$117,423,242.

Approved in 1979 and amended in 1990, the Gann Initiative sets an annual appropriation limit on City expenditures based on the amount of tax proceeds received. This amount is adjusted each year based on changes in population and inflation. The California Government Code requires that the City adopt the Gann appropriations limit by resolution on an annual basis.

LEGAL CONSIDERATIONS

Approval of the attached resolutions is required to adopt the City’s spending authority for Fiscal Year 2015-16. In addition to the Gann limit appropriation, there are separate resolutions for each of the City’s component units which also must be considered and are presented for approval this evening: the Public Financing Authority and Pension Board.

Reviewed by:



Scott Hanin
City Manager

Attachments:

1. Annual Budget by Account Classification Report
2. Annual Budget by Organization Report
3. All Funds Summary
4. Resolution authorizing spending by fund for FY 2015-16
5. Resolution authorizing spending authority by fund for the Public Financing Authority
6. Resolution authorizing of spending authority by fund for the Employee Pension Board
7. Resolution Approving the Calculation and Setting the Gann Appropriations Limit for the FY 2015-16 Budget

Annual Budget by Account Classification Report**Summary****Agenda Item No. 7(A)**
Attachment 1

	2015 Adopted Budget	2015 Amended Budget	2016 Adopted (June 2014)	2016 CM Proposed Update	Variance Adopted Vs CM Proposed
Fund: 101 General Fund					
Revenue					
4000-Taxes - Property and Other Taxes	\$17,157,150.00	\$17,163,140.00	\$17,785,097.00	\$18,857,527.00	(\$1,072,430.00)
4200-Lic & Perm - Licenses & Permits	\$531,000.00	\$531,000.00	\$593,000.00	\$623,000.00	(\$30,000.00)
4300-Fines/Forf - Fines & Forfeitures	\$341,500.00	\$341,500.00	\$341,500.00	\$301,500.00	\$40,000.00
4400-Use of Prp - Use of Money and Property	\$344,900.00	\$344,900.00	\$353,840.00	\$389,840.00	(\$36,000.00)
4500-Intergov'l - Intergovernmental Revenues	\$5,183,962.00	\$5,428,502.00	\$5,266,191.00	\$5,143,498.00	\$122,693.00
4600-Charges - Charges for Services	\$4,660,442.00	\$4,660,442.00	\$4,853,935.00	\$4,795,320.00	\$58,615.00
4800-Oth Revenu - Other Revenue	\$221,647.00	\$221,647.00	\$220,267.00	\$179,267.00	\$41,000.00
4900-Oth Source - Other Financing Sources	\$900,857.00	\$900,857.00	\$890,194.00	\$890,194.00	\$0.00
Revenue Totals	\$29,341,458.00	\$29,591,988.00	\$30,304,024.00	\$31,180,146.00	(\$876,122.00)
Expenditures					
5100-Persn Svcs - Personnel Services	\$22,619,142.00	\$22,843,451.00	\$23,552,663.00	\$23,833,946.27	(\$281,283.27)
5200-Prof Svcs - Purchased Professional & Technical Services	\$2,446,700.00	\$2,436,700.00	\$2,501,700.00	\$2,454,200.00	\$47,500.00
5300-Prop Svcs - Purchased Property Services	\$1,055,233.00	\$1,091,233.00	\$1,097,235.00	\$1,365,359.00	(\$268,124.00)
5400-Other Svcs - Other Purchased Services	\$1,306,825.00	\$1,306,825.00	\$1,362,495.00	\$1,302,495.00	\$60,000.00
5500-Supplies - Supplies	\$617,700.00	\$617,700.00	\$633,150.00	\$627,150.00	\$6,000.00
5600-Prop & Cap - Property & Capital	\$262,800.00	\$262,800.00	\$301,300.00	\$317,300.00	(\$16,000.00)
5800-Financing - Financing Costs	\$235,921.00	\$235,921.00	\$239,536.00	\$228,573.00	\$10,963.00
5900-Oth Financ - Other Financing Uses	\$707,744.00	\$782,583.00	\$708,222.00	\$711,222.00	(\$3,000.00)
Revenue Totals:	\$29,341,458.00	\$29,591,988.00	\$30,304,024.00	\$31,180,146.00	(\$876,122.00)
Expenditure Totals	\$29,252,065.00	\$29,577,213.00	\$30,396,301.00	\$30,840,245.27	(\$443,944.27)
Fund Total: General Fund	\$89,393.00	\$14,775.00	(\$92,277.00)	\$339,900.73	(\$432,177.73)
Fund: 201 Gas Tax Fund					
Revenue					
4400-Use of Prp - Use of Money and Property	\$0.00	\$0.00	\$0.00	\$0.00	\$0.00
4500-Intergov'l - Intergovernmental Revenues	\$605,712.00	\$605,712.00	\$617,826.00	\$515,613.00	\$102,213.00
4900-Oth Source - Other Financing Sources	\$0.00	\$0.00	\$0.00	\$0.00	\$0.00
Revenue Totals	\$605,712.00	\$605,712.00	\$617,826.00	\$515,613.00	\$102,213.00
Expenditures					
5100-Persn Svcs - Personnel Services	\$227,414.00	\$227,414.00	\$235,762.00	\$240,889.88	(\$5,127.88)
5200-Prof Svcs - Purchased Professional & Technical Services	\$36,300.00	\$41,415.00	\$36,300.00	\$36,300.00	\$0.00
5300-Prop Svcs - Purchased Property Services	\$182,300.00	\$182,300.00	\$182,300.00	\$187,173.00	(\$4,873.00)
5400-Other Svcs - Other Purchased Services	\$0.00	\$0.00	\$0.00	\$0.00	\$0.00

Annual Budget by Account Classification Report

Summary

	2015 Adopted Budget	2015 Amended Budget	2016 Adopted (June 2014)	2016 CM Proposed Update	Variance Adopted Vs CM Proposed
5500-Supplies - Supplies	\$0.00	\$0.00	\$0.00	\$0.00	\$0.00
5600-Prop & Cap - Property & Capital	\$0.00	\$0.00	\$0.00	\$0.00	\$0.00
5800-Financing - Financing Costs	\$0.00	\$0.00	\$0.00	\$0.00	\$0.00
5900-Oth Financ - Other Financing Uses	\$94,778.00	\$94,778.00	\$139,121.00	\$139,121.00	\$0.00
Revenue Totals:	\$605,712.00	\$605,712.00	\$617,826.00	\$515,613.00	\$102,213.00
Expenditure Totals	\$540,792.00	\$545,907.00	\$593,483.00	\$603,483.88	(\$10,000.88)
Fund Total: Gas Tax Fund	\$64,920.00	\$59,805.00	\$24,343.00	(\$87,870.88)	\$112,213.88
Fund: 202 Nat'l Pollut Dis Elim Sys					
Revenue					
4400-Use of Prp - Use of Money and Property	\$0.00	\$0.00	\$0.00	\$0.00	\$0.00
4500-Intergov'l - Intergovernmental Revenues	\$315,000.00	\$315,000.00	\$315,000.00	\$315,000.00	\$0.00
4600-Charges - Charges for Services	\$0.00	\$0.00	\$0.00	\$0.00	\$0.00
4900-Oth Source - Other Financing Sources	\$57,000.00	\$57,000.00	\$0.00	\$0.00	\$0.00
Revenue Totals	\$372,000.00	\$372,000.00	\$315,000.00	\$315,000.00	\$0.00
Expenditures					
5100-Persn Svcs - Personnel Services	\$279,318.00	\$279,318.00	\$289,381.00	\$158,409.00	\$130,972.00
5200-Prof Svcs - Purchased Professional & Technical Services	\$10,000.00	\$10,000.00	\$10,000.00	\$10,000.00	\$0.00
5300-Prop Svcs - Purchased Property Services	\$0.00	\$0.00	\$0.00	\$0.00	\$0.00
5400-Other Svcs - Other Purchased Services	\$25,250.00	\$25,250.00	\$25,250.00	\$25,250.00	\$0.00
5500-Supplies - Supplies	\$0.00	\$0.00	\$0.00	\$0.00	\$0.00
5600-Prop & Cap - Property & Capital	\$0.00	\$0.00	\$0.00	\$0.00	\$0.00
5800-Financing - Financing Costs	\$7,500.00	\$7,500.00	\$0.00	\$0.00	\$0.00
5900-Oth Financ - Other Financing Uses	\$68,866.00	\$68,866.00	\$99,432.00	\$99,432.00	\$0.00
Revenue Totals:	\$372,000.00	\$372,000.00	\$315,000.00	\$315,000.00	\$0.00
Expenditure Totals	\$390,934.00	\$390,934.00	\$424,063.00	\$293,091.00	\$130,972.00
Fund Total: Nat'l Pollut Dis Elim Sys	(\$18,934.00)	(\$18,934.00)	(\$109,063.00)	\$21,909.00	(\$130,972.00)
Fund: 203 Land & Light Assess Distr					
Revenue					
4000-Taxes - Property and Other Taxes	\$771,000.00	\$771,000.00	\$771,000.00	\$771,000.00	\$0.00
4400-Use of Prp - Use of Money and Property	\$0.00	\$0.00	\$0.00	\$0.00	\$0.00
4500-Intergov'l - Intergovernmental Revenues	\$10,000.00	\$10,000.00	\$10,000.00	\$10,000.00	\$0.00
4800-Oth Revenu - Other Revenue	\$0.00	\$0.00	\$0.00	\$0.00	\$0.00
4900-Oth Source - Other Financing Sources	\$78,000.00	\$78,000.00	\$0.00	\$0.00	\$0.00
Revenue Totals	\$859,000.00	\$859,000.00	\$781,000.00	\$781,000.00	\$0.00

Annual Budget by Account Classification Report

Summary

	2015 Adopted Budget	2015 Amended Budget	2016 Adopted (June 2014)	2016 CM Proposed Update	Variance Adopted Vs CM Proposed
Expenditures					
5100-Persn Svcs - Personnel Services	\$262,097.00	\$262,097.00	\$271,652.00	\$259,610.07	\$12,041.93
5200-Prof Svcs - Purchased Professional & Technical Services	\$18,500.00	\$18,500.00	\$18,500.00	\$18,500.00	\$0.00
5300-Prop Svcs - Purchased Property Services	\$421,600.00	\$421,600.00	\$366,600.00	\$238,127.00	\$128,473.00
5400-Other Svcs - Other Purchased Services	\$2,900.00	\$2,900.00	\$2,900.00	\$2,900.00	\$0.00
5500-Supplies - Supplies	\$46,000.00	\$46,000.00	\$46,000.00	\$46,000.00	\$0.00
5600-Prop & Cap - Property & Capital	\$0.00	\$0.00	\$0.00	\$0.00	\$0.00
5900-Oth Financ - Other Financing Uses	\$150,445.00	\$150,445.00	\$193,958.00	\$193,958.00	\$0.00
Revenue Totals:	\$859,000.00	\$859,000.00	\$781,000.00	\$781,000.00	\$0.00
Expenditure Totals	\$901,542.00	\$901,542.00	\$899,610.00	\$759,095.07	\$140,514.93
Fund Total: Land & Light Assess Distr	(\$42,542.00)	(\$42,542.00)	(\$118,610.00)	\$21,904.93	(\$140,514.93)
Fund: 204 Measure J-Return to Source Fund					
Revenue					
4000-Taxes - Property and Other Taxes	\$406,052.00	\$411,052.00	\$414,173.00	\$414,173.00	\$0.00
4400-Use of Prp - Use of Money and Property	\$0.00	\$0.00	\$0.00	\$0.00	\$0.00
4600-Charges - Charges for Services	\$0.00	\$0.00	\$0.00	\$0.00	\$0.00
4800-Oth Revenu - Other Revenue	\$0.00	\$0.00	\$0.00	\$0.00	\$0.00
Revenue Totals	\$406,052.00	\$411,052.00	\$414,173.00	\$414,173.00	\$0.00
Expenditures					
5100-Persn Svcs - Personnel Services	\$121,547.00	\$121,547.00	\$126,238.00	\$126,076.19	\$161.81
5200-Prof Svcs - Purchased Professional & Technical Services	\$0.00	\$15,000.00	\$0.00	\$0.00	\$0.00
5300-Prop Svcs - Purchased Property Services	\$154,000.00	\$189,000.00	\$154,000.00	\$172,780.00	(\$18,780.00)
5400-Other Svcs - Other Purchased Services	\$42,700.00	\$42,700.00	\$42,700.00	\$42,700.00	\$0.00
5500-Supplies - Supplies	\$30,000.00	\$30,000.00	\$30,000.00	\$30,000.00	\$0.00
5600-Prop & Cap - Property & Capital	\$0.00	\$0.00	\$0.00	\$0.00	\$0.00
5900-Oth Financ - Other Financing Uses	\$58,931.00	\$58,931.00	\$60,699.00	\$60,699.00	\$0.00
Revenue Totals:	\$406,052.00	\$411,052.00	\$414,173.00	\$414,173.00	\$0.00
Expenditure Totals	\$407,178.00	\$457,178.00	\$413,637.00	\$432,255.19	(\$18,618.19)
Fund Total: Measure J-Return to Source Fund	(\$1,126.00)	(\$46,126.00)	\$536.00	(\$18,082.19)	\$18,618.19
Fund: 205 Measure J Storm Drain					
Revenue					
4000-Taxes - Property and Other Taxes	\$698,000.00	\$698,000.00	\$698,000.00	\$698,000.00	\$0.00
4400-Use of Prp - Use of Money and Property	\$0.00	\$0.00	\$0.00	\$0.00	\$0.00
4600-Charges - Charges for Services	\$0.00	\$0.00	\$0.00	\$0.00	\$0.00

Annual Budget by Account Classification Report

Summary

	2015 Adopted Budget	2015 Amended Budget	2016 Adopted (June 2014)	2016 CM Proposed Update	Variance Adopted Vs CM Proposed
4900-Oth Source - Other Financing Sources	\$0.00	\$0.00	\$28,500.00	\$28,500.00	\$0.00
Revenue Totals	\$698,000.00	\$698,000.00	\$726,500.00	\$726,500.00	\$0.00
Expenditures					
5100-Persn Svcs - Personnel Services	\$273,290.00	\$273,290.00	\$283,845.00	\$282,468.87	\$1,376.13
5200-Prof Svcs - Purchased Professional & Technical Services	\$11,300.00	\$11,300.00	\$11,300.00	\$11,300.00	\$0.00
5300-Prop Svcs - Purchased Property Services	\$130,000.00	\$160,000.00	\$360,000.00	\$380,000.00	(\$20,000.00)
5400-Other Svcs - Other Purchased Services	\$0.00	\$0.00	\$0.00	\$0.00	\$0.00
5500-Supplies - Supplies	\$15,000.00	\$15,000.00	\$15,000.00	\$15,000.00	\$0.00
5600-Prop & Cap - Property & Capital	\$0.00	\$0.00	\$0.00	\$0.00	\$0.00
5800-Financing - Financing Costs	\$0.00	\$0.00	\$0.00	\$0.00	\$0.00
5900-Oth Financ - Other Financing Uses	\$127,120.00	\$127,120.00	\$72,224.00	\$72,224.00	\$0.00
Revenue Totals:	\$698,000.00	\$698,000.00	\$726,500.00	\$726,500.00	\$0.00
Expenditure Totals	\$556,710.00	\$586,710.00	\$742,369.00	\$760,992.87	(\$18,623.87)
Fund Total: Measure J Storm Drain	\$141,290.00	\$111,290.00	(\$15,869.00)	(\$34,492.87)	\$18,623.87
Fund: 206 Measure A Parcel Tax					
Revenue					
4000-Taxes - Property and Other Taxes	\$439,000.00	\$439,000.00	\$439,000.00	\$439,000.00	\$0.00
4400-Use of Prp - Use of Money and Property	\$400.00	\$400.00	\$400.00	\$400.00	\$0.00
4900-Oth Source - Other Financing Sources	\$0.00	\$0.00	\$0.00	\$0.00	\$0.00
Revenue Totals	\$439,400.00	\$439,400.00	\$439,400.00	\$439,400.00	\$0.00
Expenditures					
5200-Prof Svcs - Purchased Professional & Technical Services	\$15,000.00	\$15,000.00	\$15,000.00	\$15,000.00	\$0.00
5300-Prop Svcs - Purchased Property Services	\$251,000.00	\$251,000.00	\$101,000.00	\$101,000.00	\$0.00
5500-Supplies - Supplies	\$0.00	\$0.00	\$0.00	\$0.00	\$0.00
5600-Prop & Cap - Property & Capital	\$0.00	\$0.00	\$0.00	\$0.00	\$0.00
5800-Financing - Financing Costs	\$0.00	\$0.00	\$0.00	\$0.00	\$0.00
5900-Oth Financ - Other Financing Uses	\$420,436.00	\$420,436.00	\$418,951.00	\$412,752.00	\$6,199.00
Revenue Totals:	\$439,400.00	\$439,400.00	\$439,400.00	\$439,400.00	\$0.00
Expenditure Totals	\$686,436.00	\$686,436.00	\$534,951.00	\$528,752.00	\$6,199.00
Fund Total: Measure A Parcel Tax	(\$247,036.00)	(\$247,036.00)	(\$95,551.00)	(\$89,352.00)	(\$6,199.00)

Annual Budget by Account Classification Report

Summary

	2015 Adopted Budget	2015 Amended Budget	2016 Adopted (June 2014)	2016 CM Proposed Update	Variance Adopted Vs CM Proposed
Fund: 207 Measure A Section 10					
Revenue					
4000-Taxes - Property and Other Taxes	\$0.00	\$0.00	\$0.00	\$0.00	\$0.00
4400-Use of Prp - Use of Money and Property	\$0.00	\$0.00	\$0.00	\$0.00	\$0.00
Revenue Totals	\$0.00	\$0.00	\$0.00	\$0.00	\$0.00
Expenditures					
5800-Financing - Financing Costs	\$0.00	\$0.00	\$0.00	\$0.00	\$0.00
5900-Oth Financ - Other Financing Uses	\$0.00	\$0.00	\$0.00	\$0.00	\$0.00
Revenue Totals:	\$0.00	\$0.00	\$0.00	\$0.00	\$0.00
Expenditure Totals	\$0.00	\$0.00	\$0.00	\$0.00	\$0.00
Fund Total: Measure A Section 10	\$0.00	\$0.00	\$0.00	\$0.00	\$0.00
Fund: 208 Asset Seizure Fund					
Revenue					
4400-Use of Prp - Use of Money and Property	\$2,000.00	\$2,000.00	\$2,000.00	\$2,000.00	\$0.00
4900-Oth Source - Other Financing Sources	\$0.00	\$0.00	\$0.00	\$0.00	\$0.00
Revenue Totals	\$2,000.00	\$2,000.00	\$2,000.00	\$2,000.00	\$0.00
Expenditures					
5500-Supplies - Supplies	\$0.00	\$0.00	\$0.00	\$0.00	\$0.00
5600-Prop & Cap - Property & Capital	\$0.00	\$0.00	\$0.00	\$25,000.00	(\$25,000.00)
Revenue Totals:	\$2,000.00	\$2,000.00	\$2,000.00	\$2,000.00	\$0.00
Expenditure Totals	\$0.00	\$0.00	\$0.00	\$25,000.00	(\$25,000.00)
Fund Total: Asset Seizure Fund	\$2,000.00	\$2,000.00	\$2,000.00	(\$23,000.00)	\$25,000.00
Fund: 209 Vehicle Abatement Fund					
Revenue					
4400-Use of Prp - Use of Money and Property	\$1,000.00	\$1,000.00	\$1,000.00	\$1,000.00	\$0.00
4500-Intergov'l - Intergovernmental Revenues	\$20,000.00	\$20,000.00	\$20,000.00	\$20,000.00	\$0.00
4900-Oth Source - Other Financing Sources	\$0.00	\$0.00	\$0.00	\$0.00	\$0.00
Revenue Totals	\$21,000.00	\$21,000.00	\$21,000.00	\$21,000.00	\$0.00
Expenditures					
5300-Prop Svcs - Purchased Property Services	\$11,000.00	\$11,000.00	\$11,000.00	\$11,000.00	\$0.00
5500-Supplies - Supplies	\$0.00	\$0.00	\$0.00	\$0.00	\$0.00
5600-Prop & Cap - Property & Capital	\$0.00	\$27,000.00	\$0.00	\$25,000.00	(\$25,000.00)
Revenue Totals:	\$21,000.00	\$21,000.00	\$21,000.00	\$21,000.00	\$0.00
Expenditure Totals	\$11,000.00	\$38,000.00	\$11,000.00	\$36,000.00	(\$25,000.00)
Fund Total: Vehicle Abatement Fund	\$10,000.00	(\$17,000.00)	\$10,000.00	(\$15,000.00)	\$25,000.00

Annual Budget by Account Classification Report**Summary**

	2015 Adopted Budget	2015 Amended Budget	2016 Adopted (June 2014)	2016 CM Proposed Update	Variance Adopted Vs CM Proposed
Fund: 211 Street Improvemt & Maint					
Revenue					
4000-Taxes - Property and Other Taxes	\$1,398,000.00	\$1,398,000.00	\$1,426,000.00	\$1,498,800.00	(\$72,800.00)
4400-Use of Prp - Use of Money and Property	\$0.00	\$0.00	\$0.00	\$0.00	\$0.00
4500-Intergov'l - Intergovernmental Revenues	\$630,000.00	\$630,000.00	\$0.00	\$0.00	\$0.00
4800-Oth Revenu - Other Revenue	\$5,000.00	\$5,000.00	\$5,000.00	\$5,000.00	\$0.00
4900-Oth Source - Other Financing Sources	\$0.00	\$0.00	\$0.00	\$0.00	\$0.00
Revenue Totals	\$2,033,000.00	\$2,033,000.00	\$1,431,000.00	\$1,503,800.00	(\$72,800.00)
Expenditures					
5100-Persn Svcs - Personnel Services	\$51,215.00	\$51,215.00	\$53,253.00	\$70,457.03	(\$17,204.03)
5200-Prof Svcs - Purchased Professional & Technical Services	\$3,000.00	\$66,610.66	\$3,000.00	\$3,000.00	\$0.00
5300-Prop Svcs - Purchased Property Services	\$1,141,831.00	\$1,221,730.00	\$519,738.00	\$519,738.00	\$0.00
5400-Other Svcs - Other Purchased Services	\$0.00	\$0.00	\$0.00	\$0.00	\$0.00
5500-Supplies - Supplies	\$0.00	\$0.00	\$0.00	\$0.00	\$0.00
5600-Prop & Cap - Property & Capital	\$0.00	\$0.00	\$0.00	\$0.00	\$0.00
5900-Oth Financ - Other Financing Uses	\$733,408.00	\$733,408.00	\$734,228.00	\$737,228.00	(\$3,000.00)
Revenue Totals:	\$2,033,000.00	\$2,033,000.00	\$1,431,000.00	\$1,503,800.00	(\$72,800.00)
Expenditure Totals	\$1,929,454.00	\$2,072,963.66	\$1,310,219.00	\$1,330,423.03	(\$20,204.03)
Fund Total: Street Improvemt & Maint	\$103,546.00	(\$39,963.66)	\$120,781.00	\$173,376.97	(\$52,595.97)
Fund: 213 Public Art Fund					
Revenue					
4400-Use of Prp - Use of Money and Property	\$50.00	\$50.00	\$50.00	\$50.00	\$0.00
4800-Oth Revenu - Other Revenue	\$0.00	\$0.00	\$0.00	\$0.00	\$0.00
4900-Oth Source - Other Financing Sources	\$6,000.00	\$6,000.00	\$6,000.00	\$6,000.00	\$0.00
Revenue Totals	\$6,050.00	\$6,050.00	\$6,050.00	\$6,050.00	\$0.00
Expenditures					
5200-Prof Svcs - Purchased Professional & Technical Services	\$0.00	\$3,000.00	\$0.00	\$15,000.00	(\$15,000.00)
5400-Other Svcs - Other Purchased Services	\$0.00	\$2,000.00	\$0.00	\$0.00	\$0.00
Revenue Totals:	\$6,050.00	\$6,050.00	\$6,050.00	\$6,050.00	\$0.00
Expenditure Totals	\$0.00	\$5,000.00	\$0.00	\$15,000.00	(\$15,000.00)
Fund Total: Public Art Fund	\$6,050.00	\$1,050.00	\$6,050.00	(\$8,950.00)	\$15,000.00

Annual Budget by Account Classification Report

Summary

	2015 Adopted Budget	2015 Amended Budget	2016 Adopted (June 2014)	2016 CM Proposed Update	Variance Adopted Vs CM Proposed
Fund: 214 Measure J-Paratransit Fund					
Revenue					
4000-Taxes - Property and Other Taxes	\$132,552.00	\$132,552.00	\$132,552.00	\$132,552.00	\$0.00
4400-Use of Prp - Use of Money and Property	\$0.00	\$0.00	\$0.00	\$0.00	\$0.00
4600-Charges - Charges for Services	\$13,500.00	\$13,500.00	\$13,500.00	\$13,500.00	\$0.00
4800-Oth Revenu - Other Revenue	\$0.00	\$0.00	\$0.00	\$0.00	\$0.00
Revenue Totals	\$146,052.00	\$146,052.00	\$146,052.00	\$146,052.00	\$0.00
Expenditures					
5100-Persn Svcs - Personnel Services	\$66,310.00	\$66,310.00	\$68,725.00	\$52,328.00	\$16,397.00
5200-Prof Svcs - Purchased Professional & Technical Services	\$0.00	\$0.00	\$0.00	\$0.00	\$0.00
5300-Prop Svcs - Purchased Property Services	\$14,000.00	\$14,000.00	\$14,200.00	\$14,200.00	\$0.00
5400-Other Svcs - Other Purchased Services	\$1,020.00	\$1,020.00	\$1,020.00	\$1,020.00	\$0.00
5500-Supplies - Supplies	\$14,500.00	\$14,500.00	\$12,700.00	\$12,700.00	\$0.00
5900-Oth Financ - Other Financing Uses	\$31,486.00	\$31,486.00	\$32,430.00	\$32,430.00	\$0.00
Revenue Totals:	\$146,052.00	\$146,052.00	\$146,052.00	\$146,052.00	\$0.00
Expenditure Totals	\$127,316.00	\$127,316.00	\$129,075.00	\$112,678.00	\$16,397.00
Fund Total: Measure J-Paratransit Fund	\$18,736.00	\$18,736.00	\$16,977.00	\$33,374.00	(\$16,397.00)
Fund: 221 Grants					
Revenue					
4400-Use of Prp - Use of Money and Property	\$0.00	\$0.00	\$0.00	\$0.00	\$0.00
4500-Intergov'l - Intergovernmental Revenues	\$138,498.00	\$138,498.00	\$0.00	\$307,500.00	(\$307,500.00)
4800-Oth Revenu - Other Revenue	\$0.00	\$0.00	\$0.00	\$0.00	\$0.00
4900-Oth Source - Other Financing Sources	\$0.00	\$0.00	\$0.00	\$0.00	\$0.00
Revenue Totals	\$138,498.00	\$138,498.00	\$0.00	\$307,500.00	(\$307,500.00)
Expenditures					
5100-Persn Svcs - Personnel Services	\$0.00	\$0.00	\$0.00	\$0.00	\$0.00
5200-Prof Svcs - Purchased Professional & Technical Services	\$100,000.00	\$177,984.77	\$0.00	\$302,500.00	(\$302,500.00)
5300-Prop Svcs - Purchased Property Services	\$0.00	\$0.00	\$0.00	\$0.00	\$0.00
5400-Other Svcs - Other Purchased Services	\$26,498.00	\$26,498.00	\$0.00	\$0.00	\$0.00
5500-Supplies - Supplies	\$12,000.00	\$12,000.00	\$12,000.00	\$12,000.00	\$0.00
5600-Prop & Cap - Property & Capital	\$0.00	\$1,902,623.57	\$0.00	\$0.00	\$0.00
5800-Financing - Financing Costs	\$0.00	\$0.00	\$0.00	\$0.00	\$0.00

Annual Budget by Account Classification Report

Summary

	2015 Adopted Budget	2015 Amended Budget	2016 Adopted (June 2014)	2016 CM Proposed Update	Variance Adopted Vs CM Proposed
5900-Oth Financ - Other Financing Uses	\$35,000.00	\$35,000.00	\$0.00	\$0.00	\$0.00
Revenue Totals:	\$138,498.00	\$138,498.00	\$0.00	\$307,500.00	(\$307,500.00)
Expenditure Totals	\$173,498.00	\$2,154,106.34	\$12,000.00	\$314,500.00	(\$302,500.00)
Fund Total: Grants	(\$35,000.00)	(\$2,015,608.34)	(\$12,000.00)	(\$7,000.00)	(\$5,000.00)
Fund: 222 C.O.P.S. Grant Fund					
Revenue					
4400-Use of Prp - Use of Money and Property	\$0.00	\$0.00	\$0.00	\$0.00	\$0.00
4500-Intergov'l - Intergovernmental Revenues	\$100,000.00	\$100,000.00	\$100,000.00	\$100,000.00	\$0.00
Revenue Totals	\$100,000.00	\$100,000.00	\$100,000.00	\$100,000.00	\$0.00
Expenditures					
5100-Persn Svcs - Personnel Services	\$70,000.00	\$70,000.00	\$70,000.00	\$0.00	\$70,000.00
5500-Supplies - Supplies	\$30,000.00	\$30,000.00	\$30,000.00	\$30,000.00	\$0.00
5600-Prop & Cap - Property & Capital	\$0.00	\$0.00	\$0.00	\$0.00	\$0.00
Revenue Totals:	\$100,000.00	\$100,000.00	\$100,000.00	\$100,000.00	\$0.00
Expenditure Totals	\$100,000.00	\$100,000.00	\$100,000.00	\$30,000.00	\$70,000.00
Fund Total: C.O.P.S. Grant Fund	\$0.00	\$0.00	\$0.00	\$70,000.00	(\$70,000.00)
Fund: 232 City LMI Housing Fund					
Revenue					
4000-Taxes - Property and Other Taxes	\$0.00	\$0.00	\$0.00	\$0.00	\$0.00
4400-Use of Prp - Use of Money and Property	\$0.00	\$0.00	\$0.00	\$0.00	\$0.00
4500-Intergov'l - Intergovernmental Revenues	\$0.00	\$0.00	\$0.00	\$0.00	\$0.00
4600-Charges - Charges for Services	\$0.00	\$0.00	\$0.00	\$0.00	\$0.00
4800-Oth Revenu - Other Revenue	\$75,284.00	\$75,284.00	\$250,000.00	\$250,000.00	\$0.00
4900-Oth Source - Other Financing Sources	\$0.00	\$0.00	\$0.00	\$0.00	\$0.00
Revenue Totals	\$75,284.00	\$75,284.00	\$250,000.00	\$250,000.00	\$0.00
Expenditures					
5100-Persn Svcs - Personnel Services	\$87,208.00	\$87,208.00	\$91,652.00	\$1.00	\$91,651.00
5200-Prof Svcs - Purchased Professional & Technical Services	\$10,000.00	\$10,000.00	\$40,000.00	\$90,000.00	(\$50,000.00)
5300-Prop Svcs - Purchased Property Services	\$9,700.00	\$9,700.00	\$9,800.00	\$9,800.00	\$0.00
5400-Other Svcs - Other Purchased Services	\$3,330.00	\$3,330.00	\$4,320.00	\$4,320.00	\$0.00
5500-Supplies - Supplies	\$1,300.00	\$1,300.00	\$1,300.00	\$1,300.00	\$0.00
5600-Prop & Cap - Property & Capital	\$0.00	\$0.00	\$0.00	\$0.00	\$0.00

Annual Budget by Account Classification Report

Summary

	2015 Adopted Budget	2015 Amended Budget	2016 Adopted (June 2014)	2016 CM Proposed Update	Variance Adopted Vs CM Proposed
5900-Oth Financ - Other Financing Uses	\$0.00	\$0.00	\$0.00	\$0.00	\$0.00
Revenue Totals:	\$75,284.00	\$75,284.00	\$250,000.00	\$250,000.00	\$0.00
Expenditure Totals	\$111,538.00	\$111,538.00	\$147,072.00	\$105,421.00	\$41,651.00
Fund Total: City LMI Housing Fund	(\$36,254.00)	(\$36,254.00)	\$102,928.00	\$144,579.00	(\$41,651.00)
Fund: 301 Capital Improvement Fund					
Revenue					
4400-Use of Prp - Use of Money and Property	\$0.00	\$0.00	\$0.00	\$0.00	\$0.00
4500-Intergov'l - Intergovernmental Revenues	\$1,423,233.00	\$1,423,233.00	\$1,749,313.00	\$1,749,313.00	\$0.00
4800-Oth Revenu - Other Revenue	\$585,000.00	\$585,000.00	\$0.00	\$0.00	\$0.00
4900-Oth Source - Other Financing Sources	\$0.00	\$0.00	\$41,500.00	\$83,000.00	(\$41,500.00)
Revenue Totals	\$2,008,233.00	\$2,008,233.00	\$1,790,813.00	\$1,832,313.00	(\$41,500.00)
Expenditures					
5100-Persn Svcs - Personnel Services	\$32,170.00	\$32,170.00	\$33,210.00	\$31,298.00	\$1,912.00
5200-Prof Svcs - Purchased Professional & Technical Services	\$0.00	\$101,279.05	\$0.00	\$0.00	\$0.00
5300-Prop Svcs - Purchased Property Services	\$2,156,431.00	\$2,901,050.72	\$1,797,341.00	\$1,797,341.00	\$0.00
5400-Other Svcs - Other Purchased Services	\$0.00	\$0.00	\$0.00	\$0.00	\$0.00
5500-Supplies - Supplies	\$0.00	\$0.00	\$0.00	\$0.00	\$0.00
5600-Prop & Cap - Property & Capital	\$0.00	\$0.00	\$0.00	\$0.00	\$0.00
5800-Financing - Financing Costs	\$0.00	\$0.00	\$0.00	\$0.00	\$0.00
5900-Oth Financ - Other Financing Uses	\$0.00	\$0.00	\$0.00	\$0.00	\$0.00
Revenue Totals:	\$2,008,233.00	\$2,008,233.00	\$1,790,813.00	\$1,832,313.00	(\$41,500.00)
Expenditure Totals	\$2,188,601.00	\$3,034,499.77	\$1,830,551.00	\$1,828,639.00	\$1,912.00
Fund Total: Capital Improvement Fund	(\$180,368.00)	(\$1,026,266.77)	(\$39,738.00)	\$3,674.00	(\$43,412.00)
Fund: 501 Integrated Waste Mgmt					
Revenue					
4400-Use of Prp - Use of Money and Property	\$1,000.00	\$1,000.00	\$1,000.00	\$1,000.00	\$0.00
4500-Intergov'l - Intergovernmental Revenues	\$16,000.00	\$16,000.00	\$16,000.00	\$16,000.00	\$0.00
4600-Charges - Charges for Services	\$2,145,428.00	\$2,145,428.00	\$2,295,626.00	\$2,285,223.00	\$10,403.00
4800-Oth Revenu - Other Revenue	\$4,300.00	\$4,300.00	\$4,300.00	\$4,300.00	\$0.00
4900-Oth Source - Other Financing Sources	\$0.00	\$0.00	\$39,000.00	\$39,000.00	\$0.00
Revenue Totals	\$2,166,728.00	\$2,166,728.00	\$2,355,926.00	\$2,345,523.00	\$10,403.00

Annual Budget by Account Classification Report

Summary

	2015 Adopted Budget	2015 Amended Budget	2016 Adopted (June 2014)	2016 CM Proposed Update	Variance Adopted Vs CM Proposed
Expenditures					
5100-Persn Svcs - Personnel Services	\$1,200,165.00	\$1,200,165.00	\$1,247,814.00	\$1,237,419.67	\$10,394.33
5200-Prof Svcs - Purchased Professional & Technical Services	\$74,000.00	\$89,000.00	\$74,000.00	\$81,500.00	(\$7,500.00)
5300-Prop Svcs - Purchased Property Services	\$136,058.00	\$136,058.00	\$136,309.00	\$145,980.00	(\$9,671.00)
5400-Other Svcs - Other Purchased Services	\$26,135.00	\$26,135.00	\$26,813.00	\$30,250.00	(\$3,437.00)
5500-Supplies - Supplies	\$87,750.00	\$87,750.00	\$90,900.00	\$106,300.00	(\$15,400.00)
5600-Prop & Cap - Property & Capital	\$1,500.00	\$1,500.00	\$1,500.00	\$1,500.00	\$0.00
5800-Financing - Financing Costs	\$428,007.00	\$428,007.00	\$427,865.00	\$427,865.00	\$0.00
5900-Oth Financ - Other Financing Uses	\$424,319.00	\$424,319.00	\$356,418.00	\$356,418.00	\$0.00
Revenue Totals:	\$2,166,728.00	\$2,166,728.00	\$2,355,926.00	\$2,345,523.00	\$10,403.00
Expenditure Totals	\$2,377,934.00	\$2,392,934.00	\$2,361,619.00	\$2,387,232.67	(\$25,613.67)
Fund Total: Integrated Waste Mgmt	(\$211,206.00)	(\$226,206.00)	(\$5,693.00)	(\$41,709.67)	\$36,016.67
Fund: 601 Vehicle/Equip Replacement					
Revenue					
4400-Use of Prp - Use of Money and Property	\$128,533.00	\$128,533.00	\$128,832.00	\$128,532.00	\$300.00
4500-Intergov'l - Intergovernmental Revenues	\$0.00	\$0.00	\$0.00	\$0.00	\$0.00
4800-Oth Revenu - Other Revenue	\$0.00	\$0.00	\$0.00	\$0.00	\$0.00
4900-Oth Source - Other Financing Sources	\$0.00	\$0.00	\$0.00	\$0.00	\$0.00
Revenue Totals	\$128,533.00	\$128,533.00	\$128,832.00	\$128,532.00	\$300.00
Expenditures					
5200-Prof Svcs - Purchased Professional & Technical Services	\$0.00	\$0.00	\$0.00	\$0.00	\$0.00
5600-Prop & Cap - Property & Capital	\$0.00	\$0.00	\$40,000.00	\$0.00	\$40,000.00
5800-Financing - Financing Costs	\$128,533.00	\$128,533.00	\$128,532.00	\$128,532.00	\$0.00
5900-Oth Financ - Other Financing Uses	\$0.00	\$0.00	\$0.00	\$0.00	\$0.00
Revenue Totals:	\$128,533.00	\$128,533.00	\$128,832.00	\$128,532.00	\$300.00
Expenditure Totals	\$128,533.00	\$128,533.00	\$168,532.00	\$128,532.00	\$40,000.00
Fund Total: Vehicle/Equip Replacement	\$0.00	\$0.00	(\$39,700.00)	\$0.00	(\$39,700.00)
Fund: 701 Pension Trust Sect 401-A					
Revenue					
4400-Use of Prp - Use of Money and Property	\$0.00	\$0.00	\$0.00	\$0.00	\$0.00
4800-Oth Revenu - Other Revenue	\$0.00	\$0.00	\$0.00	\$0.00	\$0.00
4900-Oth Source - Other Financing Sources	\$113,976.00	\$113,976.00	\$113,976.00	\$113,976.00	\$0.00
Revenue Totals	\$113,976.00	\$113,976.00	\$113,976.00	\$113,976.00	\$0.00

Annual Budget by Account Classification Report

Summary

	2015 Adopted Budget	2015 Amended Budget	2016 Adopted (June 2014)	2016 CM Proposed Update	Variance Adopted Vs CM Proposed
Expenditures					
5100-Persn Svcs - Personnel Services	\$0.00	\$0.00	\$0.00	\$0.00	\$0.00
5200-Prof Svcs - Purchased Professional & Technical Services	\$1,500.00	\$1,500.00	\$1,500.00	\$1,500.00	\$0.00
5800-Financing - Financing Costs	\$112,476.00	\$112,476.00	\$112,476.00	\$112,476.00	\$0.00
Revenue Totals:	\$113,976.00	\$113,976.00	\$113,976.00	\$113,976.00	\$0.00
Expenditure Totals	\$113,976.00	\$113,976.00	\$113,976.00	\$113,976.00	\$0.00
Fund Total: Pension Trust Sect 401-A	\$0.00	\$0.00	\$0.00	\$0.00	\$0.00
Fund: 834 Finance Authority Debt Sv					
Revenue					
4400-Use of Prp - Use of Money and Property	\$50.00	\$50.00	\$100.00	\$0.00	\$100.00
4900-Oth Source - Other Financing Sources	\$369,524.00	\$369,524.00	\$368,039.00	\$367,840.00	\$199.00
Revenue Totals	\$369,574.00	\$369,574.00	\$368,139.00	\$367,840.00	\$299.00
Expenditures					
5100-Persn Svcs - Personnel Services	\$250.00	\$250.00	\$250.00	\$0.00	\$250.00
5200-Prof Svcs - Purchased Professional & Technical Services	\$6,000.00	\$6,000.00	\$6,000.00	\$6,000.00	\$0.00
5800-Financing - Financing Costs	\$363,324.00	\$363,324.00	\$361,839.00	\$361,840.00	(\$1.00)
5900-Oth Financ - Other Financing Uses	\$0.00	\$0.00	\$0.00	\$0.00	\$0.00
Revenue Totals:	\$369,574.00	\$369,574.00	\$368,139.00	\$367,840.00	\$299.00
Expenditure Totals	\$369,574.00	\$369,574.00	\$368,089.00	\$367,840.00	\$249.00
Fund Total: Finance Authority Debt Sv	\$0.00	\$0.00	\$50.00	\$0.00	\$50.00
Fund: 835 City Hall Bond D/S					
Revenue					
4400-Use of Prp - Use of Money and Property	\$4,000.00	\$4,000.00	\$4,000.00	\$0.00	\$4,000.00
4900-Oth Source - Other Financing Sources	\$593,768.00	\$593,768.00	\$594,246.00	\$598,246.00	(\$4,000.00)
Revenue Totals	\$597,768.00	\$597,768.00	\$598,246.00	\$598,246.00	\$0.00
Expenditures					
5200-Prof Svcs - Purchased Professional & Technical Services	\$1,000.00	\$1,000.00	\$1,000.00	\$1,000.00	\$0.00
5800-Financing - Financing Costs	\$596,768.00	\$596,768.00	\$597,246.00	\$597,246.00	\$0.00

Annual Budget by Account Classification Report

Summary

	2015 Adopted Budget	2015 Amended Budget	2016 Adopted (June 2014)	2016 CM Proposed Update	Variance Adopted Vs CM Proposed
5900-Oth Financ - Other Financing Uses	\$0.00	\$0.00	\$0.00	\$0.00	\$0.00
Revenue Totals:	\$597,768.00	\$597,768.00	\$598,246.00	\$598,246.00	\$0.00
Expenditure Totals	\$597,768.00	\$597,768.00	\$598,246.00	\$598,246.00	\$0.00
Fund Total: City Hall Bond D/S	\$0.00	\$0.00	\$0.00	\$0.00	\$0.00
Fund: 836 Street Imp Bond D/S					
Revenue					
4400-Use of Prp - Use of Money and Property	\$4,000.00	\$4,000.00	\$4,000.00	\$0.00	\$4,000.00
4900-Oth Source - Other Financing Sources	\$733,408.00	\$733,408.00	\$734,228.00	\$738,228.00	(\$4,000.00)
Revenue Totals	\$737,408.00	\$737,408.00	\$738,228.00	\$738,228.00	\$0.00
Expenditures					
5200-Prof Svcs - Purchased Professional & Technical Services	\$1,000.00	\$1,000.00	\$1,000.00	\$1,000.00	\$0.00
5800-Financing - Financing Costs	\$736,408.00	\$736,408.00	\$737,228.00	\$737,228.00	\$0.00
5900-Oth Financ - Other Financing Uses	\$0.00	\$0.00	\$0.00	\$0.00	\$0.00
Revenue Totals:	\$737,408.00	\$737,408.00	\$738,228.00	\$738,228.00	\$0.00
Expenditure Totals	\$737,408.00	\$737,408.00	\$738,228.00	\$738,228.00	\$0.00
Fund Total: Street Imp Bond D/S	\$0.00	\$0.00	\$0.00	\$0.00	\$0.00
Revenue Grand Totals:	\$41,365,726.00	\$41,621,256.00	\$41,648,185.00	\$42,832,892.00	(\$1,184,707.00)
Expenditure Grand Totals:	\$41,702,257.00	\$45,129,536.77	\$41,893,021.00	\$42,349,630.98	(\$456,609.98)
Net Grand Totals:	(\$336,531.00)	(\$3,508,280.77)	(\$244,836.00)	\$483,261.02	(\$728,097.02)

Annual Budget by Organization Report**Summary****Agenda Item No. 7(A)**
Attachment 2

	2015 Adopted Budget	2015 Amended Budget	2016 Adopted (June 2014)	2016 CM Proposed Update	Variance Adopted Vs CM Proposed
Fund: 101 General Fund					
Revenue					
101-00 - General Fund,Non-Departmental Revenue	\$20,368,986.00	\$20,374,976.00	\$21,078,820.00	\$22,181,250.00	(\$1,102,430.00)
101-10 - General Fund,Administration	\$114,300.00	\$114,300.00	\$119,750.00	\$94,750.00	\$25,000.00
101-20 - General Fund,Police	\$965,000.00	\$965,000.00	\$965,000.00	\$925,000.00	\$40,000.00
101-25 - General Fund,Fire	\$2,752,644.00	\$2,997,184.00	\$2,766,879.00	\$2,614,186.00	\$152,693.00
101-30 - General Fund,Public Works	\$216,000.00	\$216,000.00	\$221,000.00	\$221,000.00	\$0.00
101-40 - General Fund,Community Development	\$1,400,050.00	\$1,400,050.00	\$1,488,250.00	\$1,432,950.00	\$55,300.00
101-50 - General Fund,Recreation	\$3,524,478.00	\$3,524,478.00	\$3,664,325.00	\$3,711,010.00	(\$46,685.00)
101-60 - General Fund,Economic Development	\$0.00	\$0.00	\$0.00	\$0.00	\$0.00
Revenue Totals	\$29,341,458.00	\$29,591,988.00	\$30,304,024.00	\$31,180,146.00	(\$876,122.00)
Expenditures					
101 - General Fund	\$0.00	\$0.00	\$0.00	\$0.00	\$0.00
101-10 - General Fund,Administration	\$4,228,899.00	\$4,303,738.00	\$4,280,158.00	\$4,457,243.17	(\$177,085.17)
101-20 - General Fund,Police	\$10,567,226.00	\$10,557,226.00	\$11,169,173.00	\$11,113,625.23	\$55,547.77
101-25 - General Fund,Fire	\$8,141,696.00	\$8,366,005.00	\$8,395,237.00	\$8,061,081.00	\$334,156.00
101-30 - General Fund,Public Works	\$645,185.00	\$681,185.00	\$674,066.00	\$1,129,435.39	(\$455,369.39)
101-40 - General Fund,Community Development	\$1,726,262.00	\$1,726,262.00	\$1,799,444.00	\$1,976,963.24	(\$177,519.24)
101-50 - General Fund,Recreation	\$3,942,797.00	\$3,942,797.00	\$4,078,223.00	\$4,101,897.25	(\$23,674.25)
101-60 - General Fund,Economic Development	\$0.00	\$0.00	\$0.00	\$0.00	\$0.00
101-90 - General Fund,Non-Departmental	\$0.00	\$0.00	\$0.00	\$0.00	\$0.00
Revenue Totals:	\$29,341,458.00	\$29,591,988.00	\$30,304,024.00	\$31,180,146.00	(\$876,122.00)
Expenditure Totals	\$29,252,065.00	\$29,577,213.00	\$30,396,301.00	\$30,840,245.28	(\$443,944.28)
Fund Total: General Fund	\$89,393.00	\$14,775.00	(\$92,277.00)	\$339,900.72	(\$432,177.72)
Fund: 201 Gas Tax Fund					
Revenue					
201-00 - Gas Tax Fund,Non-Departmental Revenue	\$605,712.00	\$605,712.00	\$617,826.00	\$515,613.00	\$102,213.00
Revenue Totals	\$605,712.00	\$605,712.00	\$617,826.00	\$515,613.00	\$102,213.00
Expenditures					
201-10 - Gas Tax Fund,Administration	\$0.00	\$0.00	\$0.00	\$0.00	\$0.00
201-30 - Gas Tax Fund,Public Works	\$540,792.00	\$545,907.00	\$593,483.00	\$603,483.88	(\$10,000.88)

Annual Budget by Organization Report

Summary

	2015 Adopted Budget	2015 Amended Budget	2016 Adopted (June 2014)	2016 CM Proposed Update	Variance Adopted Vs CM Proposed
201-90 - Gas Tax Fund,Non-Departmental	\$0.00	\$0.00	\$0.00	\$0.00	\$0.00
Revenue Totals:	\$605,712.00	\$605,712.00	\$617,826.00	\$515,613.00	\$102,213.00
Expenditure Totals	\$540,792.00	\$545,907.00	\$593,483.00	\$603,483.88	(\$10,000.88)
Fund Total: Gas Tax Fund	\$64,920.00	\$59,805.00	\$24,343.00	(\$87,870.88)	\$112,213.88
Fund: 202 Nat'l Pollut Dis Elim Sys					
Revenue					
202-00 - Nat'l Pollut Dis Elim Sys,Non- Departmental Revenue	\$372,000.00	\$372,000.00	\$315,000.00	\$315,000.00	\$0.00
202-30 - Nat'l Pollut Dis Elim Sys,Public Works	\$0.00	\$0.00	\$0.00	\$0.00	\$0.00
Revenue Totals	\$372,000.00	\$372,000.00	\$315,000.00	\$315,000.00	\$0.00
Expenditures					
202-30 - Nat'l Pollut Dis Elim Sys,Public Works	\$390,934.00	\$390,934.00	\$424,063.00	\$293,091.00	\$130,972.00
202-40 - Nat'l Pollut Dis Elim Sys,Community Development	\$0.00	\$0.00	\$0.00	\$0.00	\$0.00
202-90 - Nat'l Pollut Dis Elim Sys,Non- Departmental	\$0.00	\$0.00	\$0.00	\$0.00	\$0.00
Revenue Totals:	\$372,000.00	\$372,000.00	\$315,000.00	\$315,000.00	\$0.00
Expenditure Totals	\$390,934.00	\$390,934.00	\$424,063.00	\$293,091.00	\$130,972.00
Fund Total: Nat'l Pollut Dis Elim Sys	(\$18,934.00)	(\$18,934.00)	(\$109,063.00)	\$21,909.00	(\$130,972.00)
Fund: 203 Land & Light Assess Distr					
Revenue					
203-00 - Land & Light Assess Distr,Non- Departmental Revenue	\$849,000.00	\$849,000.00	\$771,000.00	\$771,000.00	\$0.00
203-30 - Land & Light Assess Distr,Public Works	\$10,000.00	\$10,000.00	\$10,000.00	\$10,000.00	\$0.00
Revenue Totals	\$859,000.00	\$859,000.00	\$781,000.00	\$781,000.00	\$0.00
Expenditures					
203-10 - Land & Light Assess Distr,Administration	\$0.00	\$0.00	\$0.00	\$0.00	\$0.00
203-30 - Land & Light Assess Distr,Public Works	\$794,362.00	\$794,362.00	\$787,261.00	\$644,027.00	\$143,234.00
203-50 - Land & Light Assess Distr,Recreation	\$107,180.00	\$107,180.00	\$112,349.00	\$115,068.07	(\$2,719.07)
203-90 - Land & Light Assess Distr,Non- Departmental	\$0.00	\$0.00	\$0.00	\$0.00	\$0.00
Revenue Totals:	\$859,000.00	\$859,000.00	\$781,000.00	\$781,000.00	\$0.00
Expenditure Totals	\$901,542.00	\$901,542.00	\$899,610.00	\$759,095.07	\$140,514.93
Fund Total: Land & Light Assess Distr	(\$42,542.00)	(\$42,542.00)	(\$118,610.00)	\$21,904.93	(\$140,514.93)

Annual Budget by Organization Report

Summary

	2015 Adopted Budget	2015 Amended Budget	2016 Adopted (June 2014)	2016 CM Proposed Update	Variance Adopted Vs CM Proposed
Fund: 204 Measure J-Return to Source Fund					
Revenue					
204-00 - Measure J-Return to Source Fund,Non-Departmental Revenue	\$406,052.00	\$411,052.00	\$414,173.00	\$414,173.00	\$0.00
204-50 - Measure J-Return to Source Fund,Recreation	\$0.00	\$0.00	\$0.00	\$0.00	\$0.00
Revenue Totals	\$406,052.00	\$411,052.00	\$414,173.00	\$414,173.00	\$0.00
Expenditures					
204-10 - Measure J-Return to Source Fund,Administration	\$0.00	\$0.00	\$0.00	\$0.00	\$0.00
204-30 - Measure J-Return to Source Fund,Public Works	\$337,178.00	\$387,178.00	\$343,637.00	\$362,255.19	(\$18,618.19)
204-50 - Measure J-Return to Source Fund,Recreation	\$0.00	\$0.00	\$0.00	\$0.00	\$0.00
204-90 - Measure J-Return to Source Fund,Non-Departmental	\$70,000.00	\$70,000.00	\$70,000.00	\$70,000.00	\$0.00
Revenue Totals:	\$406,052.00	\$411,052.00	\$414,173.00	\$414,173.00	\$0.00
Expenditure Totals	\$407,178.00	\$457,178.00	\$413,637.00	\$432,255.19	(\$18,618.19)
Fund Total: Measure J-Return to Source Fund	(\$1,126.00)	(\$46,126.00)	\$536.00	(\$18,082.19)	\$18,618.19
Fund: 205 Measure J Storm Drain					
Revenue					
205-00 - Measure J Storm Drain,Non-Departmental Revenue	\$698,000.00	\$698,000.00	\$726,500.00	\$726,500.00	\$0.00
Revenue Totals	\$698,000.00	\$698,000.00	\$726,500.00	\$726,500.00	\$0.00
Expenditures					
205-10 - Measure J Storm Drain,Administration	\$0.00	\$0.00	\$0.00	\$0.00	\$0.00
205-30 - Measure J Storm Drain,Public Works	\$456,710.00	\$456,710.00	\$412,369.00	\$430,992.87	(\$18,623.87)
205-90 - Measure J Storm Drain,Non-Departmental	\$100,000.00	\$130,000.00	\$330,000.00	\$330,000.00	\$0.00
Revenue Totals:	\$698,000.00	\$698,000.00	\$726,500.00	\$726,500.00	\$0.00
Expenditure Totals	\$556,710.00	\$586,710.00	\$742,369.00	\$760,992.87	(\$18,623.87)
Fund Total: Measure J Storm Drain	\$141,290.00	\$111,290.00	(\$15,869.00)	(\$34,492.87)	\$18,623.87
Fund: 206 Measure A Parcel Tax					
Revenue					
206-00 - Measure A Parcel Tax,Non-Departmental Revenue	\$439,400.00	\$439,400.00	\$439,400.00	\$439,400.00	\$0.00
Revenue Totals	\$439,400.00	\$439,400.00	\$439,400.00	\$439,400.00	\$0.00

Annual Budget by Organization Report

Summary

	2015 Adopted Budget	2015 Amended Budget	2016 Adopted (June 2014)	2016 CM Proposed Update	Variance Adopted Vs CM Proposed
Expenditures					
206-10 - Measure A Parcel Tax,Administration	\$435,436.00	\$435,436.00	\$433,951.00	\$427,752.00	\$6,199.00
206-30 - Measure A Parcel Tax,Public Works	\$0.00	\$0.00	\$0.00	\$0.00	\$0.00
206-50 - Measure A Parcel Tax,Recreation	\$0.00	\$0.00	\$0.00	\$0.00	\$0.00
206-90 - Measure A Parcel Tax,Non-Departmental	\$251,000.00	\$251,000.00	\$101,000.00	\$101,000.00	\$0.00
Revenue Totals:	\$439,400.00	\$439,400.00	\$439,400.00	\$439,400.00	\$0.00
Expenditure Totals	\$686,436.00	\$686,436.00	\$534,951.00	\$528,752.00	\$6,199.00
Fund Total: Measure A Parcel Tax	(\$247,036.00)	(\$247,036.00)	(\$95,551.00)	(\$89,352.00)	(\$6,199.00)
Fund: 208 Asset Seizure Fund					
Revenue					
208-20 - Asset Seizure Fund,Police	\$2,000.00	\$2,000.00	\$2,000.00	\$2,000.00	\$0.00
Revenue Totals	\$2,000.00	\$2,000.00	\$2,000.00	\$2,000.00	\$0.00
Expenditures					
208-20 - Asset Seizure Fund,Police	\$0.00	\$0.00	\$0.00	\$25,000.00	(\$25,000.00)
Revenue Totals:	\$2,000.00	\$2,000.00	\$2,000.00	\$2,000.00	\$0.00
Expenditure Totals	\$0.00	\$0.00	\$0.00	\$25,000.00	(\$25,000.00)
Fund Total: Asset Seizure Fund	\$2,000.00	\$2,000.00	\$2,000.00	(\$23,000.00)	\$25,000.00
Fund: 209 Vehicle Abatement Fund					
Revenue					
209-20 - Vehicle Abatement Fund,Police	\$21,000.00	\$21,000.00	\$21,000.00	\$21,000.00	\$0.00
Revenue Totals	\$21,000.00	\$21,000.00	\$21,000.00	\$21,000.00	\$0.00
Expenditures					
209-20 - Vehicle Abatement Fund,Police	\$11,000.00	\$38,000.00	\$11,000.00	\$36,000.00	(\$25,000.00)
Revenue Totals:	\$21,000.00	\$21,000.00	\$21,000.00	\$21,000.00	\$0.00
Expenditure Totals	\$11,000.00	\$38,000.00	\$11,000.00	\$36,000.00	(\$25,000.00)
Fund Total: Vehicle Abatement Fund	\$10,000.00	(\$17,000.00)	\$10,000.00	(\$15,000.00)	\$25,000.00
Fund: 211 Street Improvemnt & Maint					
Revenue					
211-00 - Street Improvemnt & Maint,Non-Departmental Revenue	\$2,033,000.00	\$2,033,000.00	\$1,431,000.00	\$1,503,800.00	(\$72,800.00)
Revenue Totals	\$2,033,000.00	\$2,033,000.00	\$1,431,000.00	\$1,503,800.00	(\$72,800.00)
Expenditures					
211-10 - Street Improvemnt & Maint,Administration	\$736,408.00	\$736,408.00	\$737,228.00	\$740,228.00	(\$3,000.00)

Annual Budget by Organization Report

Summary

	2015 Adopted Budget	2015 Amended Budget	2016 Adopted (June 2014)	2016 CM Proposed Update	Variance Adopted Vs CM Proposed
211-30 - Street Improvemt & Maint,Public Works	\$51,215.00	\$51,215.00	\$53,253.00	\$70,457.03	(\$17,204.03)
211-90 - Street Improvemt & Maint,Non- Departmental	\$1,141,831.00	\$1,285,340.66	\$519,738.00	\$519,738.00	\$0.00
Revenue Totals:	\$2,033,000.00	\$2,033,000.00	\$1,431,000.00	\$1,503,800.00	(\$72,800.00)
Expenditure Totals	\$1,929,454.00	\$2,072,963.66	\$1,310,219.00	\$1,330,423.03	(\$20,204.03)
Fund Total: Street Improvemt & Maint	\$103,546.00	(\$39,963.66)	\$120,781.00	\$173,376.97	(\$52,595.97)
Fund: 213 Public Art Fund					
Revenue					
213-00 - Public Art Fund,Non-Departmental Revenue	\$6,050.00	\$6,050.00	\$6,050.00	\$6,050.00	\$0.00
Revenue Totals	\$6,050.00	\$6,050.00	\$6,050.00	\$6,050.00	\$0.00
Expenditures					
213-10 - Public Art Fund,Administration	\$0.00	\$5,000.00	\$0.00	\$15,000.00	(\$15,000.00)
Revenue Totals:	\$6,050.00	\$6,050.00	\$6,050.00	\$6,050.00	\$0.00
Expenditure Totals	\$0.00	\$5,000.00	\$0.00	\$15,000.00	(\$15,000.00)
Fund Total: Public Art Fund	\$6,050.00	\$1,050.00	\$6,050.00	(\$8,950.00)	\$15,000.00
Fund: 214 Measure J-Paratransit Fund					
Revenue					
214-50 - Measure J-Paratransit Fund,Recreation	\$146,052.00	\$146,052.00	\$146,052.00	\$146,052.00	\$0.00
Revenue Totals	\$146,052.00	\$146,052.00	\$146,052.00	\$146,052.00	\$0.00
Expenditures					
214-50 - Measure J-Paratransit Fund,Recreation	\$127,316.00	\$127,316.00	\$129,075.00	\$112,678.00	\$16,397.00
Revenue Totals:	\$146,052.00	\$146,052.00	\$146,052.00	\$146,052.00	\$0.00
Expenditure Totals	\$127,316.00	\$127,316.00	\$129,075.00	\$112,678.00	\$16,397.00
Fund Total: Measure J-Paratransit Fund	\$18,736.00	\$18,736.00	\$16,977.00	\$33,374.00	(\$16,397.00)
Fund: 221 Grants					
Revenue					
221-00 - Grants,Non-Departmental Revenue	\$0.00	\$0.00	\$0.00	\$0.00	\$0.00
221-10 - Grants,Administration	\$0.00	\$0.00	\$0.00	\$0.00	\$0.00
221-20 - Grants,Police	\$12,000.00	\$12,000.00	\$0.00	\$0.00	\$0.00
221-25 - Grants,Fire	\$0.00	\$0.00	\$0.00	\$0.00	\$0.00
221-30 - Grants,Public Works	\$0.00	\$0.00	\$0.00	\$0.00	\$0.00
221-40 - Grants,Community Development	\$126,498.00	\$126,498.00	\$0.00	\$307,500.00	(\$307,500.00)

Annual Budget by Organization Report

Summary

	2015 Adopted Budget	2015 Amended Budget	2016 Adopted (June 2014)	2016 CM Proposed Update	Variance Adopted Vs CM Proposed
221-50 - Grants,Recreation	\$0.00	\$0.00	\$0.00	\$0.00	\$0.00
Revenue Totals	\$138,498.00	\$138,498.00	\$0.00	\$307,500.00	(\$307,500.00)
Expenditures					
221 - Grants	\$0.00	\$0.00	\$0.00	\$0.00	\$0.00
221-10 - Grants,Administration	\$0.00	\$0.00	\$0.00	\$0.00	\$0.00
221-20 - Grants,Police	\$12,000.00	\$12,000.00	\$12,000.00	\$12,000.00	\$0.00
221-25 - Grants,Fire	\$0.00	\$1,902,623.57	\$0.00	\$0.00	\$0.00
221-30 - Grants,Public Works	\$0.00	\$13,621.87	\$0.00	\$0.00	\$0.00
221-40 - Grants,Community Development	\$161,498.00	\$225,860.90	\$0.00	\$302,500.00	(\$302,500.00)
221-50 - Grants,Recreation	\$0.00	\$0.00	\$0.00	\$0.00	\$0.00
221-90 - Grants,Non-Departmental	\$0.00	\$0.00	\$0.00	\$0.00	\$0.00
Revenue Totals:	\$138,498.00	\$138,498.00	\$0.00	\$307,500.00	(\$307,500.00)
Expenditure Totals	\$173,498.00	\$2,154,106.34	\$12,000.00	\$314,500.00	(\$302,500.00)
Fund Total: Grants	(\$35,000.00)	(\$2,015,608.34)	(\$12,000.00)	(\$7,000.00)	(\$5,000.00)
Fund: 222 C.O.P.S. Grant Fund					
Revenue					
222-20 - C.O.P.S. Grant Fund,Police	\$100,000.00	\$100,000.00	\$100,000.00	\$100,000.00	\$0.00
Revenue Totals	\$100,000.00	\$100,000.00	\$100,000.00	\$100,000.00	\$0.00
Expenditures					
222-20 - C.O.P.S. Grant Fund,Police	\$100,000.00	\$100,000.00	\$100,000.00	\$30,000.00	\$70,000.00
Revenue Totals:	\$100,000.00	\$100,000.00	\$100,000.00	\$100,000.00	\$0.00
Expenditure Totals	\$100,000.00	\$100,000.00	\$100,000.00	\$30,000.00	\$70,000.00
Fund Total: C.O.P.S. Grant Fund	\$0.00	\$0.00	\$0.00	\$70,000.00	(\$70,000.00)
Fund: 231 City Housing Trust Fund					
Revenue					
231-40 - City Housing Trust Fund,Community Development	\$0.00	\$0.00	\$0.00	\$0.00	\$0.00
Revenue Totals	\$0.00	\$0.00	\$0.00	\$0.00	\$0.00
Expenditures					
231-40 - City Housing Trust Fund,Community Development	\$0.00	\$2,860,000.00	\$0.00	\$0.00	\$0.00
Revenue Totals:	\$0.00	\$0.00	\$0.00	\$0.00	\$0.00
Expenditure Totals	\$0.00	\$2,860,000.00	\$0.00	\$0.00	\$0.00
Fund Total: City Housing Trust Fund	\$0.00	(\$2,860,000.00)	\$0.00	\$0.00	\$0.00

Annual Budget by Organization Report

Summary

	2015 Adopted Budget	2015 Amended Budget	2016 Adopted (June 2014)	2016 CM Proposed Update	Variance Adopted Vs CM Proposed
Fund: 232 City LMI Housing Fund					
Revenue					
232-40 - City LMI Housing Fund,Community Development	\$75,284.00	\$75,284.00	\$250,000.00	\$250,000.00	\$0.00
232-60 - City LMI Housing Fund,Economic Development	\$0.00	\$0.00	\$0.00	\$0.00	\$0.00
Revenue Totals	\$75,284.00	\$75,284.00	\$250,000.00	\$250,000.00	\$0.00
Expenditures					
232-40 - City LMI Housing Fund,Community Development	\$111,538.00	\$111,538.00	\$147,072.00	\$105,421.00	\$41,651.00
232-60 - City LMI Housing Fund,Economic Development	\$0.00	\$0.00	\$0.00	\$0.00	\$0.00
Revenue Totals:	\$75,284.00	\$75,284.00	\$250,000.00	\$250,000.00	\$0.00
Expenditure Totals	\$111,538.00	\$111,538.00	\$147,072.00	\$105,421.00	\$41,651.00
Fund Total: City LMI Housing Fund	(\$36,254.00)	(\$36,254.00)	\$102,928.00	\$144,579.00	(\$41,651.00)
Fund: 301 Capital Improvement Fund					
Revenue					
301-00 - Capital Improvement Fund,Non-Departmental Revenue	\$2,008,233.00	\$2,008,233.00	\$1,790,813.00	\$1,832,313.00	(\$41,500.00)
Revenue Totals	\$2,008,233.00	\$2,008,233.00	\$1,790,813.00	\$1,832,313.00	(\$41,500.00)
Expenditures					
301-00 - Capital Improvement Fund,Non-Departmental Revenue	\$0.00	\$0.00	\$0.00	\$0.00	\$0.00
301-30 - Capital Improvement Fund,Public Works	\$32,170.00	\$32,170.00	\$33,210.00	\$31,298.00	\$1,912.00
301-40 - Capital Improvement Fund,Community Development	\$0.00	\$66,524.30	\$0.00	\$0.00	\$0.00
301-90 - Capital Improvement Fund,Non-Departmental	\$2,156,431.00	\$2,935,805.47	\$1,797,341.00	\$1,797,341.00	\$0.00
Revenue Totals:	\$2,008,233.00	\$2,008,233.00	\$1,790,813.00	\$1,832,313.00	(\$41,500.00)
Expenditure Totals	\$2,188,601.00	\$3,034,499.77	\$1,830,551.00	\$1,828,639.00	\$1,912.00
Fund Total: Capital Improvement Fund	(\$180,368.00)	(\$1,026,266.77)	(\$39,738.00)	\$3,674.00	(\$43,412.00)
Fund: 501 Integrated Waste Mgmt					
Revenue					
501-10 - Integrated Waste Mgmt,Administration	\$2,166,728.00	\$2,166,728.00	\$2,355,926.00	\$2,345,523.00	\$10,403.00
Revenue Totals	\$2,166,728.00	\$2,166,728.00	\$2,355,926.00	\$2,345,523.00	\$10,403.00
Expenditures					
501-10 - Integrated Waste Mgmt,Administration	\$2,200,106.00	\$2,215,106.00	\$2,176,061.00	\$2,100,059.93	\$76,001.07
501-30 - Integrated Waste Mgmt,Public Works	\$138,043.00	\$138,043.00	\$143,929.00	\$242,288.27	(\$98,359.27)

Annual Budget by Organization Report

Summary

	2015 Adopted Budget	2015 Amended Budget	2016 Adopted (June 2014)	2016 CM Proposed Update	Variance Adopted Vs CM Proposed
501-40 - Integrated Waste Mgmt,Community Development	\$0.00	\$0.00	\$0.00	\$0.00	\$0.00
501-50 - Integrated Waste Mgmt,Recreation	\$39,785.00	\$39,785.00	\$41,629.00	\$44,884.47	(\$3,255.47)
501-90 - Integrated Waste Mgmt,Non-Departmental	\$0.00	\$0.00	\$0.00	\$0.00	\$0.00
Revenue Totals:	\$2,166,728.00	\$2,166,728.00	\$2,355,926.00	\$2,345,523.00	\$10,403.00
Expenditure Totals	\$2,377,934.00	\$2,392,934.00	\$2,361,619.00	\$2,387,232.67	(\$25,613.67)
Fund Total: Integrated Waste Mgmt	(\$211,206.00)	(\$226,206.00)	(\$5,693.00)	(\$41,709.67)	\$36,016.67
Fund: 601 Vehicle/Equip Replacement					
Revenue					
601-00 - Vehicle/Equip Replacement,Non-Departmental Revenue	\$128,533.00	\$128,533.00	\$128,832.00	\$128,532.00	\$300.00
601-10 - Vehicle/Equip Replacement,Administration	\$0.00	\$0.00	\$0.00	\$0.00	\$0.00
601-25 - Vehicle/Equip Replacement,Fire	\$0.00	\$0.00	\$0.00	\$0.00	\$0.00
Revenue Totals	\$128,533.00	\$128,533.00	\$128,832.00	\$128,532.00	\$300.00
Expenditures					
601-10 - Vehicle/Equip Replacement,Administration	\$0.00	\$0.00	\$0.00	\$0.00	\$0.00
601-20 - Vehicle/Equip Replacement,Police	\$0.00	\$0.00	\$0.00	\$0.00	\$0.00
601-25 - Vehicle/Equip Replacement,Fire	\$128,533.00	\$128,533.00	\$168,532.00	\$128,532.00	\$40,000.00
601-30 - Vehicle/Equip Replacement,Public Works	\$0.00	\$0.00	\$0.00	\$0.00	\$0.00
601-40 - Vehicle/Equip Replacement,Community Development	\$0.00	\$0.00	\$0.00	\$0.00	\$0.00
601-50 - Vehicle/Equip Replacement,Recreation	\$0.00	\$0.00	\$0.00	\$0.00	\$0.00
601-90 - Vehicle/Equip Replacement,Non-Departmental	\$0.00	\$0.00	\$0.00	\$0.00	\$0.00
Revenue Totals:	\$128,533.00	\$128,533.00	\$128,832.00	\$128,532.00	\$300.00
Expenditure Totals	\$128,533.00	\$128,533.00	\$168,532.00	\$128,532.00	\$40,000.00
Fund Total: Vehicle/Equip Replacement	\$0.00	\$0.00	(\$39,700.00)	\$0.00	(\$39,700.00)
Fund: 701 Pension Trust Sect 401-A					
Revenue					
701-00 - Pension Trust Sect 401-A,Non-Departmental Revenue	\$113,976.00	\$113,976.00	\$113,976.00	\$113,976.00	\$0.00
Revenue Totals	\$113,976.00	\$113,976.00	\$113,976.00	\$113,976.00	\$0.00

Annual Budget by Organization Report**Summary**

	2015 Adopted Budget	2015 Amended Budget	2016 Adopted (June 2014)	2016 CM Proposed Update	Variance Adopted Vs CM Proposed
Expenditures					
701-10 - Pension Trust Sect 401-A,Administration	\$113,976.00	\$113,976.00	\$113,976.00	\$113,976.00	\$0.00
Revenue Totals:	\$113,976.00	\$113,976.00	\$113,976.00	\$113,976.00	\$0.00
Expenditure Totals	\$113,976.00	\$113,976.00	\$113,976.00	\$113,976.00	\$0.00
Fund Total: Pension Trust Sect 401-A	\$0.00	\$0.00	\$0.00	\$0.00	\$0.00
Fund: 834 Finance Authority Debt Sv					
Revenue					
834-00 - Finance Authority Debt Sv,Non- Departmental Revenue	\$369,574.00	\$369,574.00	\$368,139.00	\$367,840.00	\$299.00
834-90 - Finance Authority Debt Sv,Non- Departmental	\$0.00	\$0.00	\$0.00	\$0.00	\$0.00
Revenue Totals	\$369,574.00	\$369,574.00	\$368,139.00	\$367,840.00	\$299.00
Expenditures					
834-10 - Finance Authority Debt Sv,Administration	\$369,574.00	\$369,574.00	\$368,089.00	\$367,840.00	\$249.00
834-90 - Finance Authority Debt Sv,Non- Departmental	\$0.00	\$0.00	\$0.00	\$0.00	\$0.00
Revenue Totals:	\$369,574.00	\$369,574.00	\$368,139.00	\$367,840.00	\$299.00
Expenditure Totals	\$369,574.00	\$369,574.00	\$368,089.00	\$367,840.00	\$249.00
Fund Total: Finance Authority Debt Sv	\$0.00	\$0.00	\$50.00	\$0.00	\$50.00
Fund: 835 City Hall Bond D/S					
Revenue					
835-00 - City Hall Bond D/S,Non-Departmental Revenue	\$597,768.00	\$597,768.00	\$598,246.00	\$598,246.00	\$0.00
Revenue Totals	\$597,768.00	\$597,768.00	\$598,246.00	\$598,246.00	\$0.00
Expenditures					
835-10 - City Hall Bond D/S,Administration	\$597,768.00	\$597,768.00	\$598,246.00	\$598,246.00	\$0.00
Revenue Totals:	\$597,768.00	\$597,768.00	\$598,246.00	\$598,246.00	\$0.00
Expenditure Totals	\$597,768.00	\$597,768.00	\$598,246.00	\$598,246.00	\$0.00
Fund Total: City Hall Bond D/S	\$0.00	\$0.00	\$0.00	\$0.00	\$0.00
Fund: 836 Street Imp Bond D/S					
Revenue					
836-00 - Street Imp Bond D/S,Non-Departmental Revenue	\$737,408.00	\$737,408.00	\$738,228.00	\$738,228.00	\$0.00
Revenue Totals	\$737,408.00	\$737,408.00	\$738,228.00	\$738,228.00	\$0.00

Annual Budget by Organization Report

Summary

	2015 Adopted Budget	2015 Amended Budget	2016 Adopted (June 2014)	2016 CM Proposed Update	Variance Adopted Vs CM Proposed
Expenditures					
836-10 - Street Imp Bond D/S,Administration	\$737,408.00	\$737,408.00	\$738,228.00	\$738,228.00	\$0.00
Revenue Totals:	\$737,408.00	\$737,408.00	\$738,228.00	\$738,228.00	\$0.00
Expenditure Totals	\$737,408.00	\$737,408.00	\$738,228.00	\$738,228.00	\$0.00
Fund Total: Street Imp Bond D/S	\$0.00	\$0.00	\$0.00	\$0.00	\$0.00
Revenue Grand Totals:	\$41,365,726.00	\$41,621,256.00	\$41,648,185.00	\$42,832,892.00	(\$1,184,707.00)
Expenditure Grand Totals:	\$41,702,257.00	\$47,989,536.77	\$41,893,021.00	\$42,349,630.99	(\$456,609.99)
Net Grand Totals:	(\$336,531.00)	(\$6,368,280.77)	(\$244,836.00)	\$483,261.01	(\$728,097.01)

City of El Cerrito Operating Budget
All Funds - FY 15-16
Attachment 3

Fund Name	Balances June 30, 2014	FY 2014-15 Projected Revenue	FY 2014-15 Projected Expenditures	FY 2014-15 Ending Balance	FY 2015-16 CM Proposed Update Revenues	FY 2015-16 CM Proposed Update Expenditures	FY 2015-16 Ending Balance
101 General Fund	\$1,270,466	\$29,786,488	\$29,515,847	\$1,541,107	\$31,180,146	\$30,840,245	\$1,881,008
201 Gas Tax Fund	(\$25,515)	\$690,463	\$544,263	\$120,685	\$515,613	\$603,484	\$32,814
202 NPDES	\$24,014	\$374,564	\$388,911	\$9,667	\$315,000	\$293,091	\$31,576
203 Landscape and Lighting	\$47,272	\$861,509	\$906,438	\$2,343	\$781,000	\$759,095	\$24,248
204 Measure J Return to Source	\$70,561	\$456,052	\$431,991	\$94,622	\$414,173	\$432,255	\$76,539
205 Measure J Storm Drain	(\$92,646)	\$698,000	\$532,012	\$73,342	\$726,500	\$760,993	\$38,849
206 Measure A Parcel Tax	\$435,359	\$439,400	\$735,845	\$138,914	\$439,400	\$528,752	\$49,563
208 Asset Seizure	\$122,941	\$6,440	\$439	\$128,942	\$2,000	\$25,000	\$105,942
209 Vehicle Abatement	\$197,055	\$24,118	\$39,754	\$181,419	\$21,000	\$36,000	\$166,419
211 Street Improvement Fund	(\$222,657)	\$2,291,046	\$1,981,220	\$87,169	\$1,503,800	\$1,330,423	\$260,546
213 Art in Public Places	\$48,094	\$6,050	\$5,450	\$48,694	\$6,050	\$15,000	\$39,744
214 Paratransit	\$19,370	\$146,052	129,314	\$36,108	\$146,052	112,678	\$69,482
221 Federal, State and Local Grants	\$118,445	\$234,217	\$251,573	\$101,089	\$307,500	\$314,500	\$94,089
222 C.O.P.S. Grant		\$100,000	\$30,000	\$70,000	\$100,000	\$30,000	\$140,000
232 City LMI Housing	\$1,248,898	\$75,284	\$107,681	\$1,216,501	\$250,000	\$105,421	\$1,361,080
301 Capital Improvements	(\$1,080,076)	\$2,143,830	\$1,659,731	(\$595,977)	\$1,832,313	\$1,828,639	(\$592,303)
501 Integrated Waste Management	\$288,935	\$2,168,714	\$2,306,269	\$151,381	\$2,345,523	\$2,387,233	\$109,671
601 Vehicle/Equipment Replacement	(\$26,862)	\$128,533	\$128,533	(\$26,862)	\$128,532	\$128,532	(\$26,862)
701 Employees' Pension Trust Fund	\$0	\$113,976	\$113,976	\$0	\$113,976	\$113,976	\$0
834 Finance Authority- Measure A	\$209,436	\$369,574	\$369,574	\$209,436	\$367,840	\$367,840	\$209,436
835 Financing Authority-City Hall	\$598,054	\$597,768	\$597,768	\$598,054	\$598,246	\$598,246	\$598,054
836 Financing Authority-Street Imp	\$740,112	\$737,408	\$737,408	\$740,112	\$738,228	\$738,228	\$740,112
	\$4,003,266	\$45,035,495	\$44,111,998	\$4,926,763	\$42,832,892	\$42,349,631	\$5,410,025

RESOLUTION 2015-XX

RESOLUTION OF THE CITY COUNCIL OF THE CITY OF EL CERRITO ADOPTING THE UPDATE TO THE SECOND YEAR OF THE BIENNIAL BUDGET AND SPENDING AUTHORITY FROM ALL FUNDS OF THE CITY OF EL CERRITO FOR FISCAL YEAR 2015-16

WHEREAS, City Council adopted the Biennial Budget for Fiscal Years 2014-15 and FY 2015-16 on June 17, 2014; and

WHEREAS, staff have updated the second year of the biennial budget FY 2015-16 to reflect changes that have occurred since June 17, 2014; and

WHEREAS, the City prepares and adopts a budget with the intent of providing a planned program for City services and a financial system to carry out the program of services; and

WHEREAS, the proposed update represents anticipated revenues and proposed expenditures, including interfund transfers, from all funds of the City of El Cerrito; and

WHEREAS, staff presented this update to the City Council of the City of El Cerrito for its consideration, and it has been reviewed and analyzed in a public review session; and

WHEREAS, proposed spending authority from tax proceeds are within the City's Fiscal Year 2015-16 Gann Appropriations Limit, as defined the California State Constitution Article XIIB.

NOW THEREFORE, BE IT RESOLVED that the City Council of the City of El Cerrito hereby adopts the update to the second year of the biennial budget and spending limits across funds for Fiscal Year 2015-16 as follows:

Agenda Item No. 7(A)

Attachment 4

General Fund Balance	\$30,840,245
Gas Tax Fund	\$603,484
NPDES	\$293,091
Landscape and Lighting	\$759,095
Measure J Return to Source	\$432,255
Measure J Storm Drain	\$760,993
Measure A Parcel Tax	\$528,752
Asset Seizure	\$25,000
Vehicle Abatement	\$36,000
Street Improvement Fund	\$1,330,423
Art in Public Places	\$15,000
Paratransit	\$112,678
Federal, State and Local Grants	\$314,500
C.O.P.S. Grant	\$30,000
City Housing Trust	
City LMI Housing	\$105,421
Capital Improvements	\$1,828,639
Integrated Waste Management	\$2,387,233
Vehicle/Equipment Replacement	\$128,532
Employees' Pension Trust Fund	\$113,976
Finance Authority- Measure A	\$367,840
Financing Authority-City Hall	\$598,246
Financing Authority-Street Imp	\$738,228
Total	\$42,349,631

BE IT FURTHER RESOLVED that the City Council of the City of El Cerrito hereby authorizes the City Manager or his designee to:

1. Create such appropriations into such new accounts as may be appropriate for proper accounting in the City's financial system and to make any necessary non-material changes to finalize the budget document.
2. Apply correct accounting rules for the proper classification of interfund transactions, including transfers between funds, or other financial transactions, as may be necessary to address bond or loan covenants, or any other requirements imposed by formal, legal agreements between the City any other parties, as previously entered into by the City.
3. Approve payment of goods and services received by the City in accordance with the City's approved budgets, programs, and policies, subject to a limitation of \$25,000 for any single vendor in any one fiscal year, beyond which amount the City Council retains authority to approve payment with the exception of those items falling under other statutory authority (e.g., public works, State purchasing).
4. Shift expenditure authority within funds among departments, as may be necessary to meet the City's operational needs.

Agenda Item No. 7(A)

Attachment 4

5. Provide a three percent cost of living adjustment to those employees covered under the Management and Confidential Employees Resolution (2014-22).
6. Add a management assistant position within the Community Development Department, a half time account clerk/clerk specialist in the City Manager's Office and an additional forklift driver in the Integrated Waste Management Fund.
7. Approve the Measure A- Street Improvement project list for Fiscal year 2015-16 (Attachment A).

I CERTIFY that at the regular meeting on June 16, 2015, the El Cerrito City Council passed this resolution by the following vote:

AYES:

NOES:

ABSENT:

IN WITNESS of this action, I sign this document and affix the corporate seal of the City of El Cerrito on June XX, 2015.

Cheryl Morse, City Clerk

APPROVED

Mark Friedman
Mayor

RESOLUTION 2015-XX

RESOLUTION OF THE CITY OF EL CERRITO PUBLIC FINANCING AUTHORITY
ADOPTING SPENDING LIMITS FOR FISCAL YEAR 2015-16

WHEREAS, the El Cerrito Public Financing Authority (Authority) provides for payment of long-term debt obligations; and

WHEREAS, the Authority Board wishes to maintain funding levels to support payments of principle and interest on those long-term obligations; and

WHEREAS, the Board adopted the Authority's budget for Fiscal Years 2014-15 and 2015-16 on June 17, 2014.

NOW THEREFORE, BE IT RESOLVED that the El Cerrito Public Financing Authority adopts the Fiscal Year 2015-16 spending limits across funds as follows:

Finance Authority- Measure A	\$367,840
Financing Authority-Civic Center	\$598,246
Financing Authority-Street Improvement	<u>\$738,228</u>
	\$1,704,314

BE IT FURTHER RESOLVED that this Resolution shall become effective immediately upon its passage and adoption.

I CERTIFY that at the regular meeting on June 16, 2015, the El Cerrito Public Financing Authority passed this resolution by the following vote:

AYES:

NOES:

ABSENT:

IN WITNESS of this action, I sign this document and affix the corporate seal of the El Cerrito Public Financing Authority on June __, 2015.

Cheryl Morse, Authority Clerk

APPROVED:

Mark Friedman, Chair

RESOLUTION 2015-XX

RESOLUTION OF THE CITY OF EL CERRITO EMPLOYEES' PENSION BOARD
ADOPTING SPENDING LIMITS FOR FISCAL YEAR 2015-16

WHEREAS, the El Cerrito Employees' Pension Board (Board) provides for retirement benefits for certain former City of El Cerrito employees and/or their beneficiaries; and

WHEREAS, the Board wishes to maintain funding levels to support pension payments to plan members; and

WHEREAS, the Board adopted the Authority's budget for Fiscal Years 2014-15 and 2015-16 on June 17, 2014.

NOW THEREFORE, BE IT RESOLVED that the El Cerrito Employees' Pension Board hereby adopts the Fiscal Year 2015-16 spending limits of \$113,976.

BE IT FURTHER RESOLVED that this Resolution shall become effective immediately upon its passage and adoption.

I CERTIFY that at the regular meeting on June 16, 2015, the El Cerrito Employees' Pension Board passed this resolution by the following vote:

AYES:

NOES:

ABSENT:

IN WITNESS of this action, I sign this document and affix the corporate seal of the El Cerrito Employees' Pension Board on June __, 2015.

Cheryl Morse, Secretary to the Board

APPROVED:

Mark Friedman, Chair

RESOLUTION 2015-XX

RESOLUTION OF THE CITY COUNCIL OF THE CITY OF EL CERRITO SELECTING THE COST OF LIVING AND POPULATION FACTORS TO BE USED IN CALCULATION OF THE CITY'S APPROPRIATIONS LIMIT FOR FISCAL YEAR 2015-16 AND SETTING THE APPROPRIATIONS LIMIT AT \$117,423,242

WHEREAS, Article XIII B of the California Constitution establishes a limitation on spending by cities of funds from proceeds of taxes; and

WHEREAS, in accordance with Government Code Section 7910, annually the City Council must establish an annual appropriations limit, and select factors for changes in both cost of living and population to be used in calculating the appropriations limit; and

WHEREAS, the appropriations limit has been calculated in accordance with applicable law as follows; and

City of El Cerrito Gann Limit Calculation

FY 2014-15 Appropriations Limit:	\$112,294,200
Cost of Living Change Ratio: <i>CA Per-Capita Personal Income</i>	1.0382
Population Change Ratio: <i>Contra Costa County Population</i>	1.0072
Calculation Factor:	1.04567504
FY 2015-16 Appropriations Limit:	\$117,423,242

WHEREAS, in accordance with Government Code Section 7910, the information on the calculation of the appropriations limit has been made available to the public at least 15 days prior to the date of adoption of this Resolution, and continues to be available for public inspection.

NOW THEREFORE, THE CITY COUNCIL OF THE CITY OF EL CERRITO DOES HEREBY FIND, DETERMINE AND RESOLVE AS FOLLOWS:

1. In accordance with Article XIII B of the Constitution and Government Code Section 7900 *et seq.*, the adjustment factors to be applied to the appropriations limit for Fiscal Year 2015-16 shall be the California Statewide change in Per Capita Personal Income and the Contra Costa County change in population.
2. In accordance with Article XIII B of the Constitution and Government Code Section 7902, the appropriations limit for the Fiscal Year 2015-16 shall be \$117,423,242 which exceeds the City's projected applicable appropriation amount by \$97,311,345.

Agenda Item No. 7(A)

Attachment 7

3. The City Council reserves the right to change or revise any adjustment factors associated with the calculation of the appropriations limit if such changes or revisions would result in a more advantageous appropriations limit in the present or future.

I CERTIFY that at the regular meeting on June 16, 2015 the El Cerrito City Council passed this resolution by the following vote:

AYES: COUNCILMEMBERS:

NOES: COUNCILMEMBERS:

ABSENT: COUNCILMEMBERS:

ABSTAIN: COUNCILMEMBERS:

IN WITNESS of this action, I sign this document and affix the corporate seal of the City of El Cerrito on June __, 2015.

Cheryl Morse, City Clerk

APPROVED:

Mark Friedman, Mayor

RESOLUTION 2015-49

RESOLUTION OF THE CITY COUNCIL OF THE CITY OF EL CERRITO ADOPTING THE UPDATE TO THE SECOND YEAR OF THE BIENNIAL BUDGET AND SPENDING AUTHORITY FROM ALL FUNDS OF THE CITY OF EL CERRITO FOR FISCAL YEAR 2015-16

WHEREAS, City Council adopted the Biennial Budget for Fiscal Years 2014-15 and FY 2015-16 on June 17, 2014; and

WHEREAS, staff have updated the second year of the biennial budget FY 2015-16 to reflect changes that have occurred since June 17, 2014; and

WHEREAS, the City prepares and adopts a budget with the intent of providing a planned program for City services and a financial system to carry out the program of services; and

WHEREAS, the proposed update represents anticipated revenues and proposed expenditures, including interfund transfers, from all funds of the City of El Cerrito; and

WHEREAS, staff presented this update to the City Council of the City of El Cerrito for its consideration, and it has been reviewed and analyzed in a public review session; and

WHEREAS, proposed spending authority from tax proceeds are within the City's Fiscal Year 2015-16 Gann Appropriations Limit, as defined the California State Constitution Article XIII B.

NOW THEREFORE, BE IT RESOLVED that the City Council of the City of El Cerrito hereby adopts the update to the second year of the biennial budget and spending limits across funds for Fiscal Year 2015-16 as follows:

General Fund Balance	\$30,840,245
Gas Tax Fund	\$603,484
NPDES	\$293,091
Landscape and Lighting	\$759,095
Measure J Return to Source	\$432,255
Measure J Storm Drain	\$760,993
Measure A Parcel Tax	\$528,752
Asset Seizure	\$25,000
Vehicle Abatement	\$36,000
Street Improvement Fund	\$1,330,423
Art in Public Places	\$15,000
Paratransit	\$112,678
Federal, State and Local Grants	\$314,500
C.O.P.S. Grant	\$30,000
City Housing Trust	
City LMI Housing	\$105,421
Capital Improvements	\$1,828,639
Integrated Waste Management	\$2,387,233
Vehicle/Equipment Replacement	\$128,532
Employees' Pension Trust Fund	\$113,976
Finance Authority- Measure A	\$367,840
Financing Authority-City Hall	\$598,246
Financing Authority-Street Imp	\$738,228
Total	\$42,349,631

BE IT FURTHER RESOLVED that the City Council of the City of El Cerrito hereby authorizes the City Manager or his designee to:


1. Create such appropriations into such new accounts as may be appropriate for proper accounting in the City's financial system and to make any necessary non-material changes to finalize the budget document.
2. Apply correct accounting rules for the proper classification of interfund transactions, including transfers between funds, or other financial transactions, as may be necessary to address bond or loan covenants, or any other requirements imposed by formal, legal agreements between the City any other parties, as previously entered into by the City.
3. Approve payment of goods and services received by the City in accordance with the City's approved budgets, programs, and policies, subject to a limitation of \$25,000 for any single vendor in any one fiscal year, beyond which amount the City Council retains authority to approve payment with the exception of those items falling under other statutory authority (e.g., public works, State purchasing).
4. Shift expenditure authority within funds among departments, as may be necessary to meet the City's operational needs.
5. Provide a three percent cost of living adjustment to those employees covered under the Management and Confidential Employees Resolution (2014-22).

6. Add a management assistant position within the Community Development Department, a half time account clerk/clerk specialist in the City Manager's Office and an additional forklift driver in the Integrated Waste Management Fund.
7. Approve the Measure A- Street Improvement project list for Fiscal year 2015-16 (Attachment A).


I CERTIFY that at the regular meeting on June 23, 2015, the El Cerrito City Council passed this resolution by the following vote:

AYES: Councilmembers Abelson, Bridges, Lyman, Quinto and Mayor Friedman
NOES: None
ABSENT: None

IN WITNESS of this action, I sign this document and affix the corporate seal of the City of El Cerrito on June 29, 2015.


Cheryl Morse, City Clerk

APPROVED


Mark Friedman, Mayor

AGENDA BILL



Agenda Item No. 5(G)

Date: August 18, 2015
To: El Cerrito City Council
From: Yvetteh Ortiz, Public Works Director/City Engineer
Subject: 2015 Slurry Seal and Curb Ramp Program, City Project No. C3027.16

ACTION REQUESTED

Adopt a resolution for the following actions:

- 1) Approve plans for the 2015 Slurry Seal and Curb Ramp Program, City Project No. C3027.16;
- 2) Accept the two submitted bids;
- 3) Authorize the City Manager to award a contract, contingent on successful negotiations with Golden Bay Construction, Inc. (the lowest responsible bidder), for a deductive change order after undergoing a value engineering process which is not inconsistent with the revised budget for the 2015 Slurry Seal and Curb Ramp Program, City Project No. C3027.16;
- 4) Amend the Fiscal Year (FY) 2015-16 Adopted Budget to appropriate an additional \$141,724 in funding including \$60,000 in the Measure A Street Improvement Fund, \$50,000 in the Measure J Return to Source Fund and \$31,724 in Capital Improvement Fund for the 2015 Slurry Seal and Curb Ramp Program, City Project No. C3027.16; and
- 5) Amend the Capital Improvement Program and Annual Program of Maintenance and Improvement pursuant to Measure A Street Improvement Program per the above items.

BACKGROUND

The 2015 Slurry Seal and Curb Ramp Program is a component of the Measure A Annual Street Improvement and Street Access Modifications Programs within the City's FY 2015-16 Capital Improvement Program. This project is intended to repair some twenty street segments, as shown in the attached map, which currently have minor to moderately distressed pavement. The work generally consists of repairing localized pavement failures, application of a slurry seal surface treatment, installation of thermoplastic striping and pavement markers, and installation of approximately forty new curb ramps. For bidding purposes and to allow flexibility of award within the project budget, the work was divided into a Base Bid and several Bid Alternates.

The project was advertised for bid in the West County Times on June 15 and 22, 2015. Additionally, the notice along with a complete set of Contract Documents was sent to

Agenda Item No. 5(G)

eight Builder and Construction Exchanges. The project was also posted on the City’s website. No addenda were issued.

ANALYSIS

Two bids were received on July 7, 2015 with the following results:

Name and Location of Bidder	Base Bid	Alternate 1 - Lexington	Alternate 2 – Norvell	Grand Total
Golden Bay Construction, Inc., Hayward	\$669,412.50	\$40,956.50	\$32,369.00	\$742,738.00
VSS International, Inc., West Sacramento	\$724,095.00	\$42,166.00	\$32,231.00	\$798,492.00
Engineer’s Estimate	\$551,000	\$31,000	\$22,000	\$604,000

The Contract Documents stipulated that the low bidder was to be determined by the amount of the Base Bid. The low bidder is Golden Bay Construction, Inc. with a bid of \$669,412.50 for the Base Bid. Their Base Bid is approximately 21.5% above the Engineer’s Estimate of \$551,000, placing it outside the project budget.

As with the previous project biddings, staff has considered various options:

1. Reject all bids, redesign the project, and go out to bid again. With prices rising, staff does not recommend this option as it would take longer and expose the City to even higher prices.
2. Award the project and rely on the value engineering process to reduce the total project costs through deductive change orders.

Staff is recommending the value engineering through a deductive change order approach. Staff has worked with the designer on several value engineering options to lower the project costs, including re-programming one or more of the street segments to the next fiscal year’s annual programs. Staff believes there is a strong likelihood that a deductive change order can be negotiated successfully with the low bidder to reduce the contract costs.

Because the City is still in the competitive bidding process, it cannot negotiate with any bidder. Therefore, we cannot know the actual value of a deductive change. Staff has conservatively estimated that approximately \$115,000 can be deducted from the low bid through elimination of additive bid items, value engineering changes, and deductions. However, additional funding will be required to complete the project as noted below.

STRATEGIC PLAN CONSIDERATIONS

Award of the construction contract is consistent with the following El Cerrito Strategic Plan Goals:

Agenda Item No. 5(G)

- Goal D – *Develop and rehabilitate public facilities as community focal points*, by addressing ongoing and deferred maintenance of facilities and infrastructure; and
- Goal E – *Ensure the public’s health and safety* by providing a safe and accessible transportation system.

ENVIRONMENTAL CONSIDERATIONS

The project is categorically exempt from review under the California Environmental Quality Act (CEQA) pursuant to Section 15301 (Existing Facilities) because the project is a repair to an existing facility involving negligible or no expansion of use beyond that presently existing. More specifically, restoration or rehabilitation of deteriorated or damaged facilities to meet current standards of public health and safety, unless it is determined that the damage was substantial and resulted from an environmental hazard such as an earthquake, landslide, or flood, is exempt from CEQA.

FINANCIAL CONSIDERATIONS

Funding of \$640,000 for the 2015 Slurry Seal and Curb Ramp Program is included in the Adopted FY 2015-16 Capital Improvement Program and Annual Program of Maintenance and Improvement pursuant to Measure A Street Improvement Program. Funding is allocated as follows:

- \$570,000 for the Annual Street Improvement Program, C3027 from the Measure A Street Improvement Fund; and
- \$70,000 for the Annual Street Access Modifications Program, C3024 from the Measure J Return to Source Fund.

Staff is recommending an additional appropriation of \$141,724; \$60,000 in the Measure A Street Improvement Fund, \$50,000 in the Measure J Return to Source Fund and \$31,724 in the Capital Improvement Fund. Funding from the Capital Improvement Fund will be reimbursed by BART for pavement impacts resulting from the Earthquake Safety Program construction. These additional appropriations will increase the total construction budget to \$781,724.

The estimated project expenditures are summarized below and include contingency of approximately 10% for contract change orders.

Construction Phase	Cost
Construction Contract	\$628,000
Construction Contract Contingency	\$65,000
Construction Inspection, Materials Testing & Management	\$82,500
Miscellaneous (printing, postage, etc.)	\$6,224
Total	\$781,724

LEGAL CONSIDERATIONS

The City Attorney has reviewed the proposed actions and found that legal considerations have been addressed.

Reviewed by:



Scott Hanin, City Manager

Attachments:

1. Resolution
2. Project Locations Map

RESOLUTION 2015-XX

RESOLUTION OF THE CITY COUNCIL OF THE CITY OF EL CERRITO APPROVING PLANS FOR THE 2015 SLURRY SEAL AND CURB RAMP PROGRAM, CITY PROJECT NO. C-3027.16; ACCEPTING THE TWO SUBMITTED BIDS; AND AUTHORIZING THE CITY MANAGER TO AWARD A CONTRACT TO GOLDEN BAY CONSTRUCTION, INC. IN AN AMOUNT TO BE DETERMINED AFTER UNDERGOING A VALUE ENGINEERING PROCESS FOR THE 2015 SLURRY SEAL AND CURB RAMP PROGRAM PROJECT; AMENDING THE FISCAL YEAR 2015-16 ADOPTED BUDGET TO APPROPRIATE AN ADDITIONAL \$141,724 ACROSS MEASURE A STREET IMPROVEMENT, MEASURE J RETURN TO SOURCE AND CAPITAL IMPROVEMENT FUNDS FOR THE 2015 SLURRY SEAL AND CURB RAMP PROGRAM, CITY PROJECT NO. C3027.16; AND AMENDING THE CAPITAL IMPROVEMENT PROGRAM AND ANNUAL PROGRAM OF MAINTENANCE AND IMPROVEMENT PURSUANT TO MEASURE A STREET IMPROVEMENT PROGRAM

WHEREAS, the 2015 Slurry Seal and Curb Ramp Program Project considered pavement repairs for some twenty (20) street segments; and

WHEREAS, the work generally consists of repairing localized pavement failures, application of a slurry seal surface treatment, installation of thermoplastic striping and pavement markers, and installation of approximately forty new curb ramps; and

WHEREAS, a Notice Inviting Bids for the project was advertised in the West Contra Costa Times on June 15 and 22, 2015, sent to eight Builder and Construction Exchanges, and posted on the City's website and two bids were received on July 7, 2015; and

WHEREAS, the lowest responsible bidder was Golden Bay Construction, Inc. whose total base bid, in the amount of \$669,412.50, was 21.5 percent above the Engineer's Estimate, exceeding the projects budget; and

WHEREAS, staff intends to pursue value engineering options to reduce project costs without jeopardizing any of the critical elements of the project; and

WHEREAS, funding of \$640,000 for the 2015 Slurry Seal and Curb Ramp Program is included in the Adopted Fiscal Year (FY) 2015-16 Capital Improvement Program and Annual Program of Maintenance and Improvement pursuant to Measure A Street Improvement Program, and includes allocations of \$570,000 for the Street Improvement Program, C3027 from the Measure A Street Improvement Fund and \$70,000 for the Street Access Modifications Program, C3024 from the Measure J Return to Source Fund; and

WHEREAS, an amendment to the FY 2015-16 adopted budget is required to meet the estimated expenditures of \$781,724 for construction of the project; and

Agenda Item No. 5(G)
Attachment 1

WHEREAS, the City has the authority to authorize the City Manager to award the contract for this project pursuant to the established common-law doctrine articulated in the case of *Graydon v. Pasadena Redevelopment Agency* (1980) 104 Cal.App.3d 631.

NOW THEREFORE, BE IT RESOLVED by the City Council of the City of El Cerrito that it hereby:

- 1) Approves plans for the 2015 Slurry Seal and Curb Ramp Program, City Project No. C3027.16;
- 2) Accepts the two submitted bids;
- 3) Authorizes the City Manager to award a contract, contingent on successful negotiations with Golden Bay Construction, Inc. (the lowest responsible bidder), for a deductive change order after undergoing a value engineering process which is not inconsistent with the revised budget for the 2015 Slurry Seal and Curb Ramp Program, City Project No. C3027.16;
- 4) Amend the FY 2015-16 Adopted Budget to appropriate an additional \$141,724 in funding including \$60,000 in the Measure A Street Improvement Fund, \$50,0000 in the Measure J Return to Source Fund and \$31,724 in Capital Improvement Fund for the 2015 Slurry Seal and Curb Ramp Program, City Project No. C3027.16; and
- 5) Amend the Capital Improvement Program and Annual Program of Maintenance and Improvement pursuant to Measure A Street Improvement Program per the above items.

BE IT FURTHER RESOLVED, that this Resolution shall become effective immediately upon passage and adoption.

I CERTIFY that at a regular meeting on August 18, 2015 the City Council of the City of El Cerrito passed this Resolution by the following vote:

AYES:	COUNCILMEMBERS:
NOES:	COUNCILMEMBERS:
ABSTAIN:	COUNCILMEMBERS:
ABSENT:	COUNCILMEMBERS:

IN WITNESS of this action, I sign this document and affix the corporate seal of the City of El Cerrito on August XX, 2015.

Cheryl Morse, City Clerk

APPROVED:

Mark Friedman, Mayor

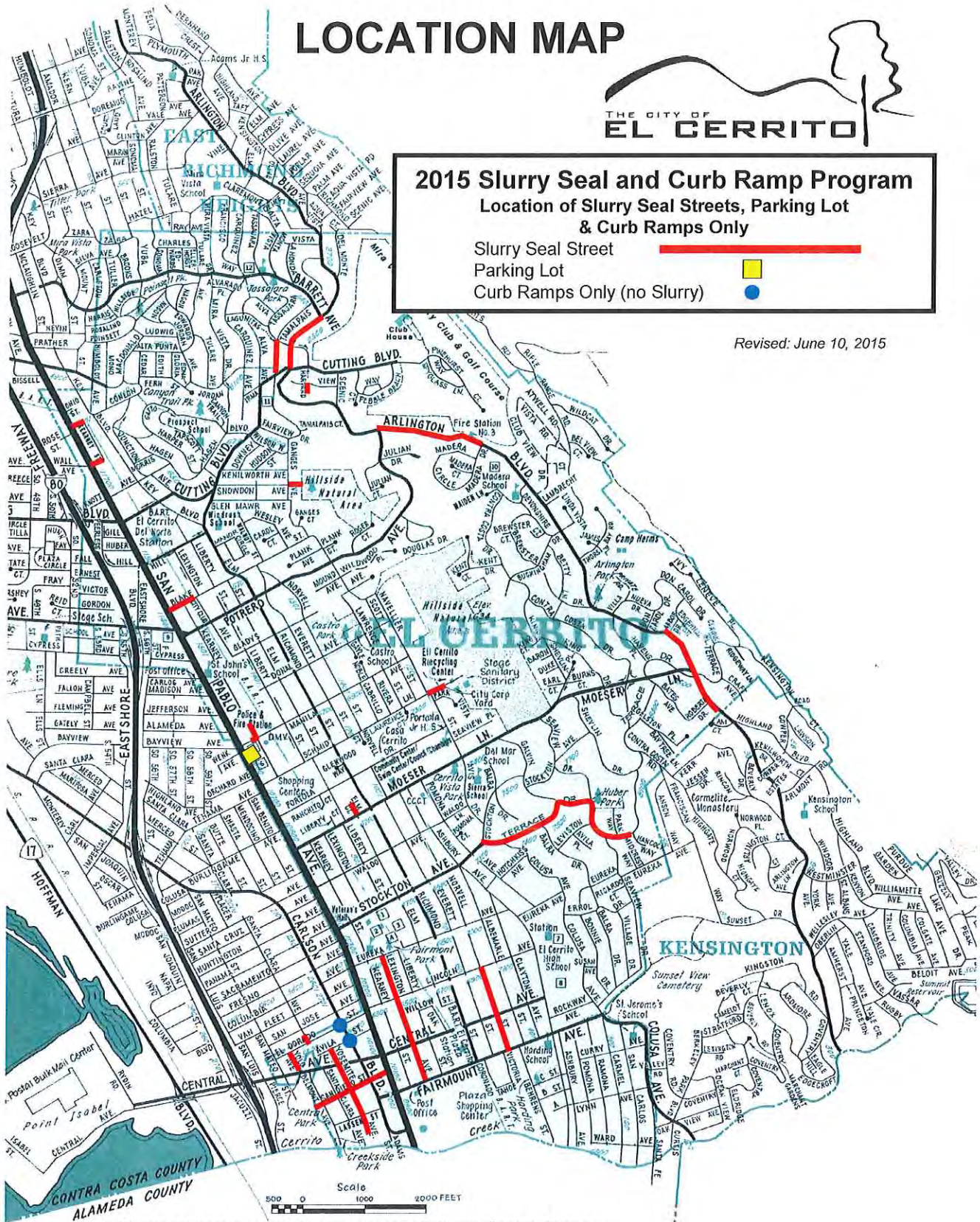
LOCATION MAP



2015 Slurry Seal and Curb Ramp Program Location of Slurry Seal Streets, Parking Lot & Curb Ramps Only

- Slurry Seal Street
- Parking Lot
- Curb Ramps Only (no Slurry)

Revised: June 10, 2015



**Portion of Map Reproduced with permission of the El Cerrito Chamber of Commerce

RESOLUTION 2015-57

RESOLUTION OF THE CITY COUNCIL OF THE CITY OF EL CERRITO APPROVING PLANS FOR THE 2015 SLURRY SEAL AND CURB RAMP PROGRAM, CITY PROJECT NO. C-3027.16; ACCEPTING THE TWO SUBMITTED BIDS; AND AUTHORIZING THE CITY MANAGER TO AWARD A CONTRACT TO GOLDEN BAY CONSTRUCTION, INC. IN AN AMOUNT TO BE DETERMINED AFTER UNDERGOING A VALUE ENGINEERING PROCESS FOR THE 2015 SLURRY SEAL AND CURB RAMP PROGRAM PROJECT; AMENDING THE FISCAL YEAR 2015-16 ADOPTED BUDGET TO APPROPRIATE AN ADDITIONAL \$141,724 ACROSS MEASURE A STREET IMPROVEMENT, MEASURE J RETURN TO SOURCE AND CAPITAL IMPROVEMENT FUNDS FOR THE 2015 SLURRY SEAL AND CURB RAMP PROGRAM, CITY PROJECT NO. C3027.16; AND AMENDING THE CAPITAL IMPROVEMENT PROGRAM AND ANNUAL PROGRAM OF MAINTENANCE AND IMPROVEMENT PURSUANT TO MEASURE A STREET IMPROVEMENT PROGRAM

WHEREAS, the 2015 Slurry Seal and Curb Ramp Program Project considered pavement repairs for some twenty (20) street segments; and

WHEREAS, the work generally consists of repairing localized pavement failures, application of a slurry seal surface treatment, installation of thermoplastic striping and pavement markers, and installation of approximately forty new curb ramps; and

WHEREAS, a Notice Inviting Bids for the project was advertised in the West Contra Costa Times on June 15 and 22, 2015, sent to eight Builder and Construction Exchanges, and posted on the City's website and two bids were received on July 7, 2015; and

WHEREAS, the lowest responsible bidder was Golden Bay Construction, Inc. whose total base bid, in the amount of \$669,412.50, was 21.5 percent above the Engineer's Estimate, exceeding the projects budget; and

WHEREAS, staff intends to pursue value engineering options to reduce project costs without jeopardizing any of the critical elements of the project; and

WHEREAS, funding of \$640,000 for the 2015 Slurry Seal and Curb Ramp Program is included in the Adopted Fiscal Year (FY) 2015-16 Capital Improvement Program and Annual Program of Maintenance and Improvement pursuant to Measure A Street Improvement Program, and includes allocations of \$570,000 for the Street Improvement Program, C3027 from the Measure A Street Improvement Fund and \$70,000 for the Street Access Modifications Program, C3024 from the Measure J Return to Source Fund; and

WHEREAS, an amendment to the FY 2015-16 adopted budget is required to meet the estimated expenditures of \$781,724 for construction of the project; and

WHEREAS, the City has the authority to authorize the City Manager to award the contract for this project pursuant to the established common-law doctrine articulated in the case of *Graydon v. Pasadena Redevelopment Agency* (1980) 104 Cal.App.3d 631.

NOW THEREFORE, BE IT RESOLVED by the City Council of the City of El Cerrito that it hereby:

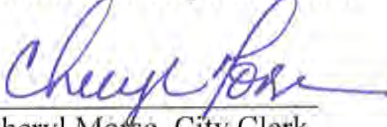
- 1) Approves plans for the 2015 Slurry Seal and Curb Ramp Program, City Project No. C3027.16;
- 2) Accepts the two submitted bids;
- 3) Authorizes the City Manager to award a contract, contingent on successful negotiations with Golden Bay Construction, Inc. (the lowest responsible bidder), for a deductive change order after undergoing a value engineering process which is not inconsistent with the revised budget for the 2015 Slurry Seal and Curb Ramp Program, City Project No. C3027.16;
- 4) Amend the FY 2015-16 Adopted Budget to appropriate an additional \$141,724 in funding including \$60,000 in the Measure A Street Improvement Fund, \$50,000 in the Measure J Return to Source Fund and \$31,724 in Capital Improvement Fund for the 2015 Slurry Seal and Curb Ramp Program, City Project No. C3027.16; and
- 5) Amend the Capital Improvement Program and Annual Program of Maintenance and Improvement pursuant to Measure A Street Improvement Program per the above items.

BE IT FURTHER RESOLVED, that this Resolution shall become effective immediately upon passage and adoption.

I CERTIFY that at a regular meeting on August 18, 2015 the City Council of the City of El Cerrito passed this Resolution by the following vote:

AYES:	Councilmembers Abelson, Bridges, Lyman, Quinto and Mayor Friedman
NOES:	None
ABSTAIN:	None
ABSENT:	None

IN WITNESS of this action, I sign this document and affix the corporate seal of the City of El Cerrito on August 18, 2015.


Cheryl Morse, City Clerk

APPROVED:


Mark Friedman, Mayor