



Event: _____


Rental Date: _____

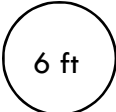
Available:

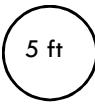
(300)Chairs = X

(5) 10ft Tables= 

(15) 8ft Table= 

(30)6ft Table= 

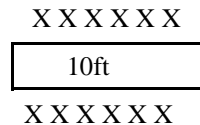
(5) 6ft round = 
seats 10

(13)5ft round= 
seats 8

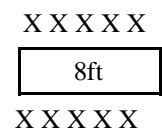
(1) 4ft round= 

Please note:

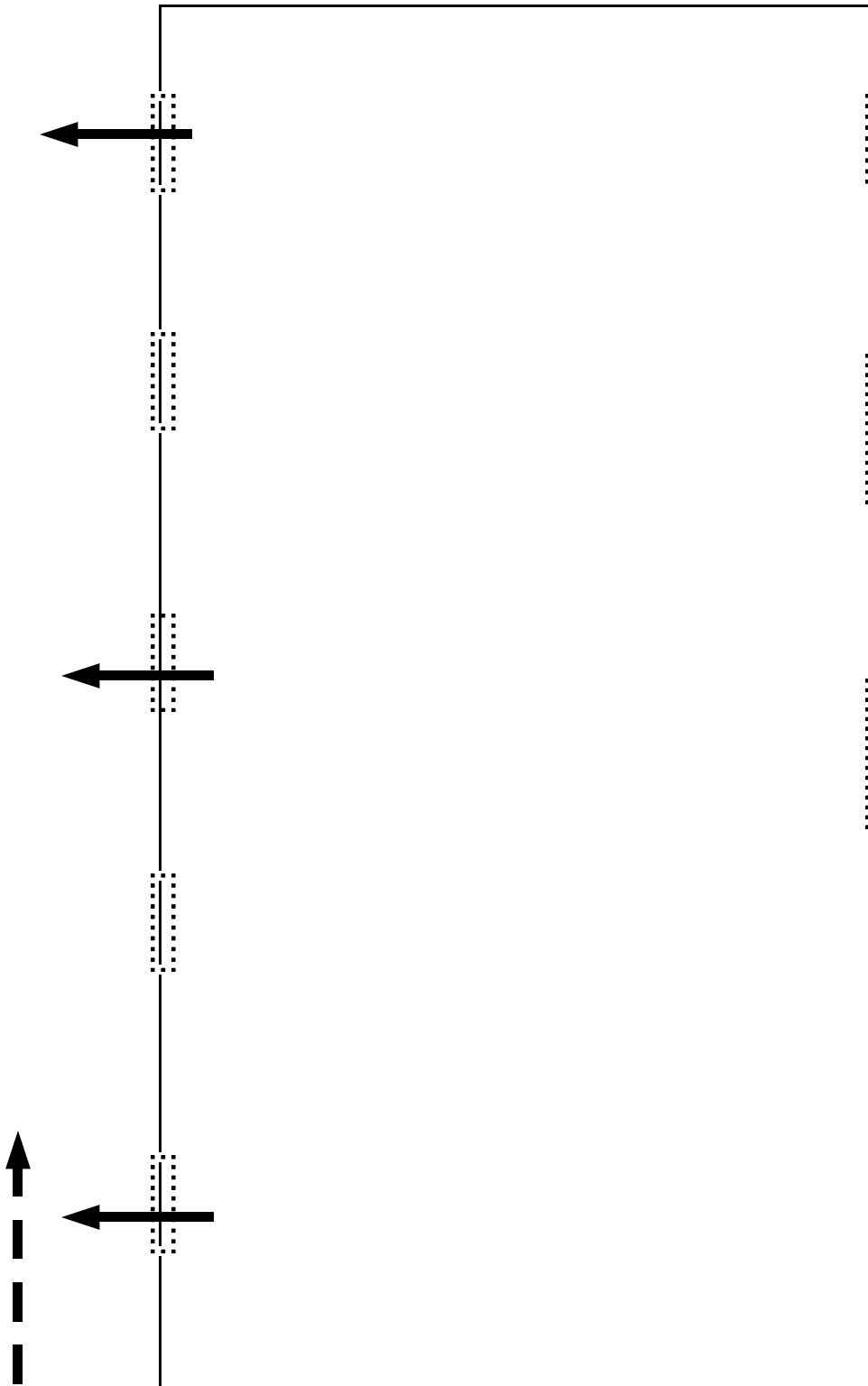
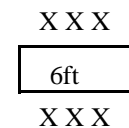
10ft table seat 12 people




8ft tables seat 10 people



6ft table seat 6 people



1 inch = 10 feet



224 maximum capacity seated
480 maximum capacity assembly
Social Hall Dimensions = 41'x80'

Community Center Social Hall Diagram

This diagram is due back to the rental coordinator at least one month before your event . Please use pencil