



Public Works Department

MINUTES

REGULAR MEETING OF THE URBAN FOREST COMMITTEE

Monday September 10, 2018 7:00 p.m.
El Cerrito City Hall
Hillside Conference Room
10890 San Pablo Avenue

1. Roll Call :

Present: Chair Steve Price, Vice Chair Mary Torrusio, Members, Cathy Bleier, Yan Linhart
Also present; Staff Liaison, Stephen Prée.

Absent: Robert Hrubes, Mike Srago.
Also absent Council Liaison Rochelle Pardue-Okimoto.

2. **Committee Member Announcements and changes to the agenda:** There were none.

3. **Comments from the Public on non-agenda items:** No members of the public were present.

4. **Report from the City Council Liaison:** Ms. Pardue-Okimoto was not present.

5. **Action Items-** Consider a motion to adopt the minutes from the August 13, 2018 meeting:
Cathy Bleier requested that these minutes, and future minutes, include a notation of the guests in attendance at the meeting; motion Yan Linhart; 2nd, Mary Torrusio; unanimous.

6. **Update from the City Arborist-** Committee staff liaison Stephen Prée gave a brief slide presentation regarding Basic Tree Pruning Principals, he then reported on: a) recent participation in a Richmond Trees community outreach & education event "[TREEsure Hunt](#)" on August 25. b) An upcoming meeting with El Cerrito residents concerned with potential fire risk in the Hillside Natural Area. c) City staff work continuing with revisions to the City tree ordinance and approved City tree list. d) Upcoming work with EQC volunteers to host Coastal Cleanup Day on September 15 at Creekside Park. e) City to host Corporate Caring event with 25 Chevron volunteers maintaining Ohlone Greenway Rain Garden plantings (at Fairmount Ave.) on September 12.

- Discussion: Chair Price thanked Prée for his tree pruning presentation and suggested that the UFC have more, periodic, brief arboricultural lessons like this.

7. Tree Committee Activities, Calendar and Work Plan Update-

- Education and Outreach, including Urban Forestry Content on the City Website:
 - a) Recommendation that the City post an announcement on the City website main page, when the tree ordinance revision and approved City tree list are being released to the public, (Price).

- b) Create tags for new City street trees; Prée said that many of the new trees have a tag noting City pruning responsibility, and contact information, (Price).
- c) Post more tree related photos on website, (Price).
- d) Include trees vs. sewer lateral information
- e) Possible collaboration with EQC on a public film screening regarding the value of trees during Arbor Week (3/7-14) or for Earth Day (4/20).
- f) UFC offer to assist with City website updates, (Torrusio).

8. Old/New Business – none

9. Future agenda items

- Tree Ordinance update
- Arbor Week activities
- Education and Outreach
- Tree Pruning Principals Review
- Discussion of Friends of El Cerrito Trees organization

Adjournment- 9:15

El Cerrito Urban Forest Committee September 10, 2018

BASIC TREE PRUNING PRINCIPALS

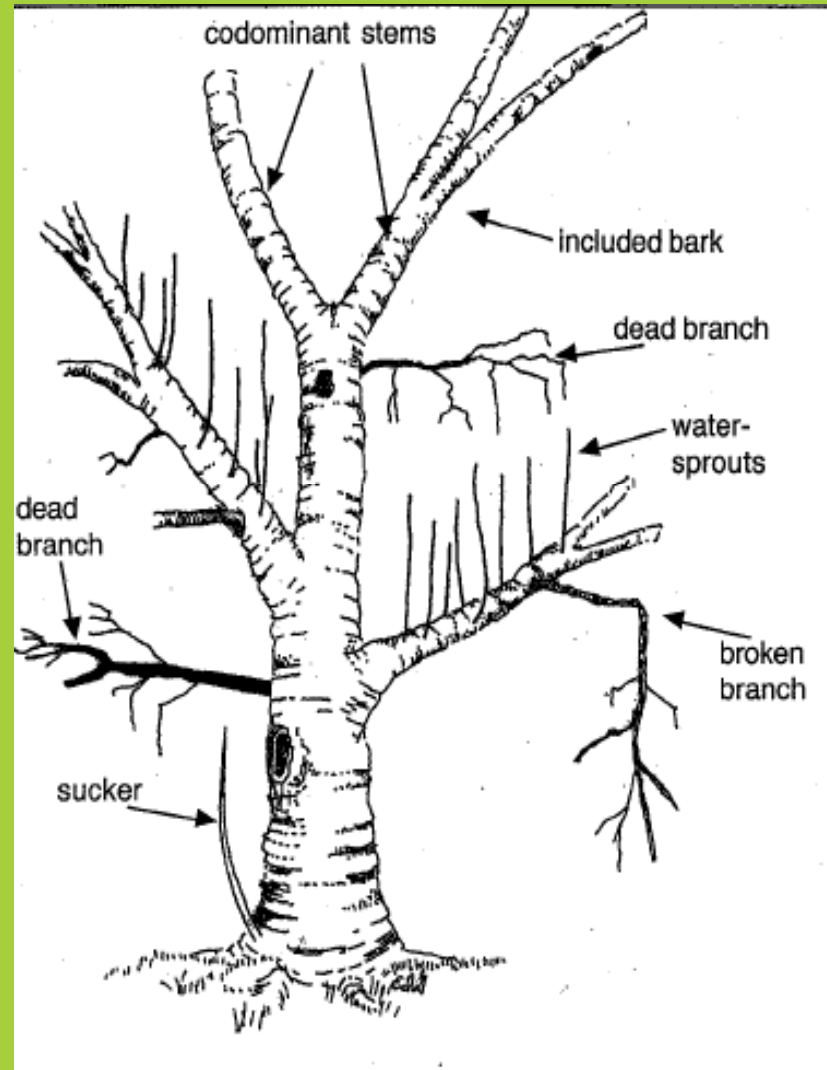


Objectives of Pruning

- Reduce risk of failure
 - Provide clearance
 - Maintain or improve health
 - Increase lifespan
 - Improve aesthetics
 - Influence flower and fruit production
- 

Consequences of not pruning

- Development of low limbs
- Weak codominant stems
- Defects such as included bark, and accumulation of dead branches.
- Formation of codominant stems and defects such as included bark can lead to increased risk of breakage.



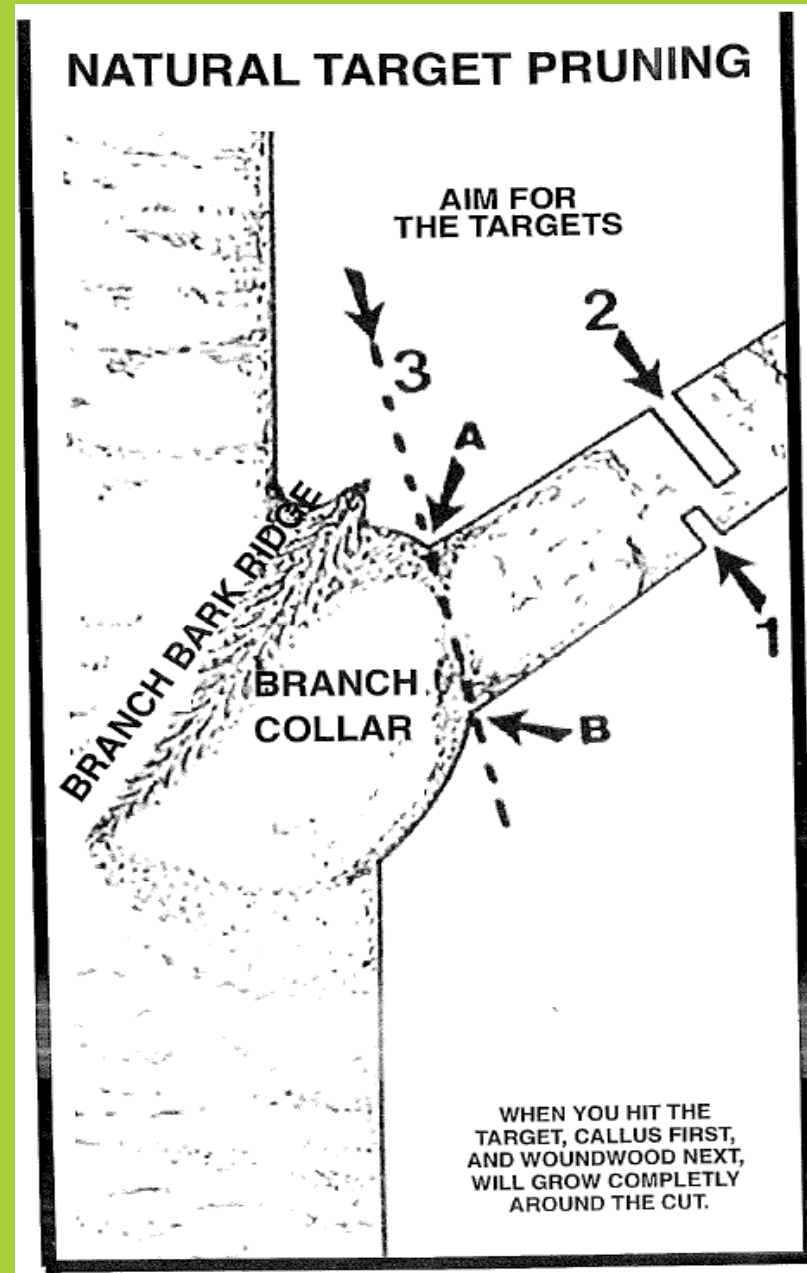
Correct Pruning Cuts

Compound cut:

Cut 1. Reduces compression and establishes hinge.

Cut 2. Reduces tension and removes weight from inner stem to prevent tearing of bark tissue.

Cut 3. Final Cut establishes wound recovery potential.




Cut Outside the Branch Collar.

Flush cuts (inside the branch collar) remove the branch protection zone, and expose the tree wound to pathogens and decay.

“There may be no practice that is more damaging to trees than the use of flush cuts to remove branches.”

Edward F. Gilman



Establish the location of the branch bark ridge.

The branch collar forms a swelling at the branch base. A correct removal cut is made between the arrows at the collar edge. A proper cut will leave the entire branch collar on the trunk.

