

Fairmont Park

Monday, July 31, 2017

118

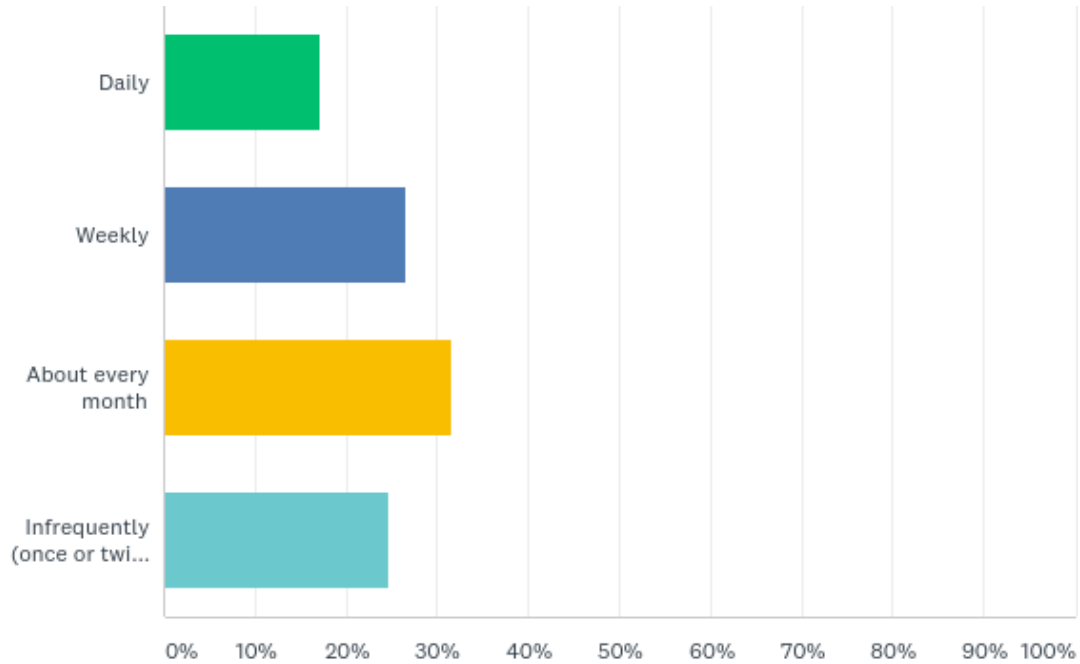
Total Responses

Date Created: Thursday, May 18, 2017

Complete Responses: 118

Q1: How often do you visit Fairmont Park?

Answered: 117 Skipped: 1



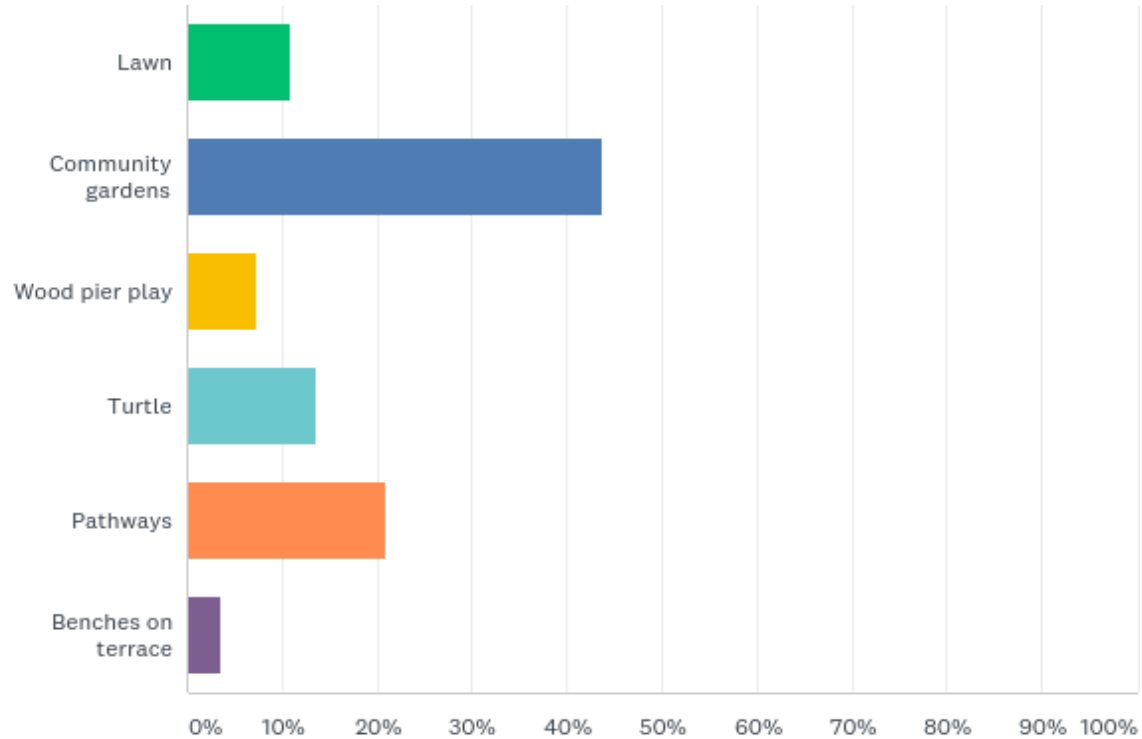
Q1: How often do you visit Fairmont Park?

Answered: 117 Skipped: 1

Answer Choices	Responses	
Daily	17.09%	20
Weekly	26.50%	31
About every month	31.62%	37
Infrequently (once or twice a year)	24.79%	29
Total		117

Q2: What's your favorite spot in Fairmont Park?

Answered: 110 Skipped: 8



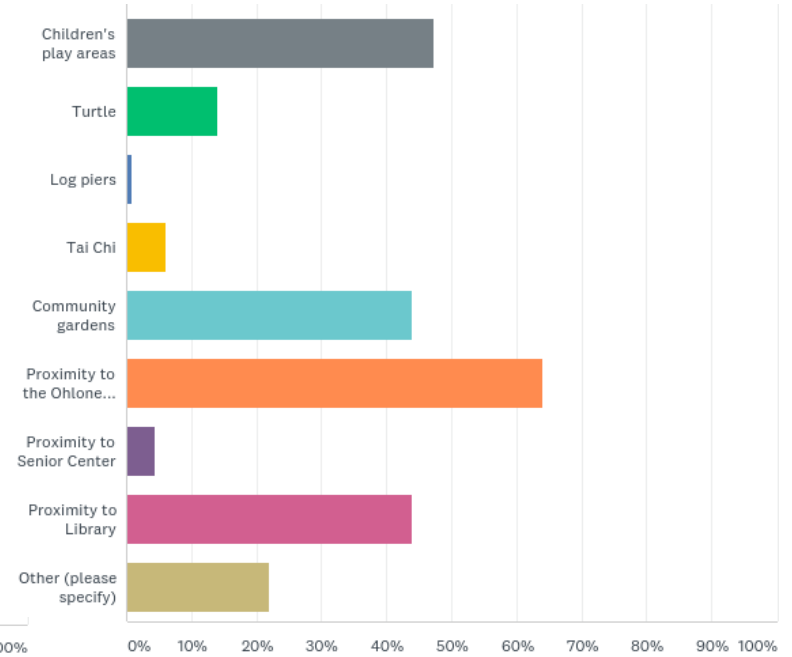
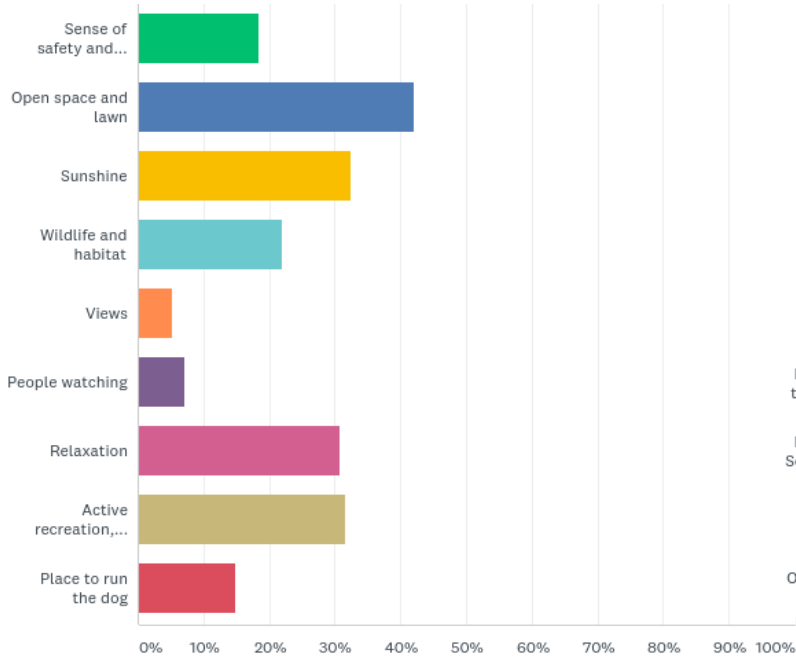
Q2: What's your favorite spot in Fairmont Park?

Answered: 110 Skipped: 8

Answer Choices	Responses	
Lawn	10.91%	12
Community gardens	43.64%	48
Wood pier play	7.27%	8
Turtle	13.64%	15
Pathways	20.91%	23
Benches on terrace	3.64%	4
Total		110

Q4: What attracts you to Fairmont Park? (Mark all that apply)

Answered: 114 Skipped: 4



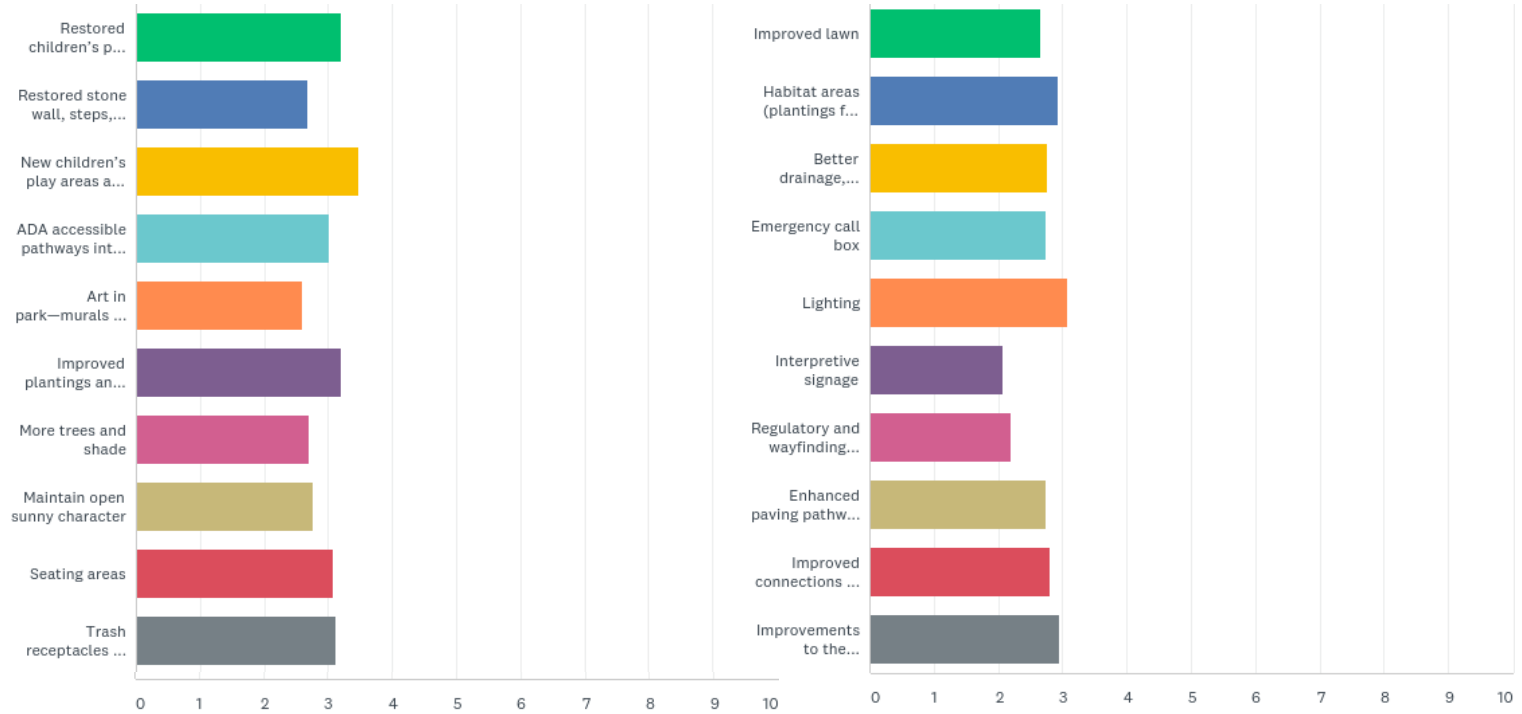
Q4: What attracts you to Fairmont Park? (Mark all that apply)

Answered: 114 Skipped: 4

Answer Choices	Responses	
Sense of safety and openness	18.42%	21
Open space and lawn	42.11%	48
Sunshine	32.46%	37
Wildlife and habitat	21.93%	25
Views	5.26%	6
People watching	7.02%	8
Relaxation	30.70%	35
Active recreation, walking, running, exercising	31.58%	36
Place to run the dog	14.91%	17
Children's play areas	47.37%	54
Turtle	14.04%	16
Log piers	0.88%	1
Tai Chi	6.14%	7
Community gardens	43.86%	50
Proximity to the Ohlone Greenway	64.04%	73
Proximity to Senior Center	4.39%	5
Proximity to Library	43.86%	50
Other (please specify)	21.93%	25
Total Respondents: 114		

Q5: Please rank these potential improvements and additions to Fairmont Park:

Answered: 118 Skipped: 0



Q5: Please rank these potential improvements and additions to Fairmont Park:

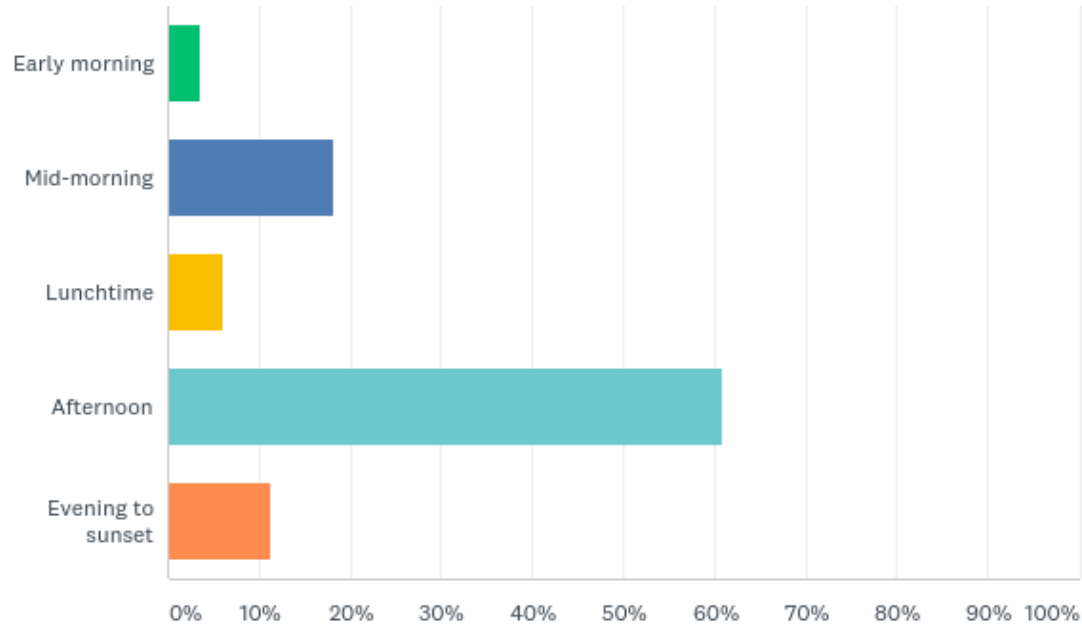
Answered: 118 Skipped: 0

	Very Important	Important	Neutral	Not Important	Total	Weighted Average
Restored children's play areas—turtle and wood piers	55.45% 61	19.09% 21	15.45% 17	10.00% 11	110	3.20
Restored stone wall, steps, and terrace	24.04% 25	28.85% 30	37.50% 39	9.62% 10	104	2.67
New children's play areas and equipment	67.89% 74	15.60% 17	12.84% 14	3.67% 4	109	3.48
ADA accessible pathways into and through the park	37.27% 41	34.55% 38	20.91% 23	7.27% 8	110	3.02
Art in park—murals or sculptural elements	22.02% 24	32.11% 35	29.36% 32	16.51% 18	109	2.60
Improved plantings and trees	44.74% 51	31.58% 36	22.81% 26	0.88% 1	114	3.20
More trees and shade	25.23% 27	27.10% 29	39.25% 42	8.41% 9	107	2.69
Maintain open sunny character	22.52% 25	36.04% 40	36.94% 41	4.50% 5	111	2.77
Seating areas	33.04% 37	47.32% 53	14.29% 16	5.36% 6	112	3.08
Trash receptacles and bike racks	35.19% 38	43.52% 47	18.52% 20	2.78% 3	108	3.11

	Very Important	Important	Neutral	Not Important	Total	Weighted Average
Improved lawn	22.94% 25	32.11% 35	32.11% 35	12.84% 14	109	2.65
Habitat areas (plantings for wildlife)	33.33% 37	34.23% 38	23.42% 26	9.01% 10	111	2.92
Better drainage, especially on the Ohlone Greenway (northbound)	26.13% 29	31.53% 35	34.23% 38	8.11% 9	111	2.76
Emergency call box	29.73% 33	24.32% 27	36.94% 41	9.01% 10	111	2.75
Lighting	40.71% 46	33.63% 38	18.58% 21	7.08% 8	113	3.08
Interpretive signage	9.26% 10	13.89% 15	52.78% 57	24.07% 26	108	2.08
Regulatory and wayfinding signage	11.21% 12	17.76% 19	49.53% 53	21.50% 23	107	2.19
Enhanced paving pathways or improved path networks	23.36% 25	34.58% 37	35.51% 38	6.54% 7	107	2.75
Improved connections to the Ohlone Greenway	24.07% 26	39.81% 43	27.78% 30	8.33% 9	108	2.80
Improvements to the community garden area	30.97% 35	40.71% 46	19.47% 22	8.85% 10	113	2.94

Q6: What time of day do you most often visit Fairmont Park?

Answered: 115 Skipped: 3



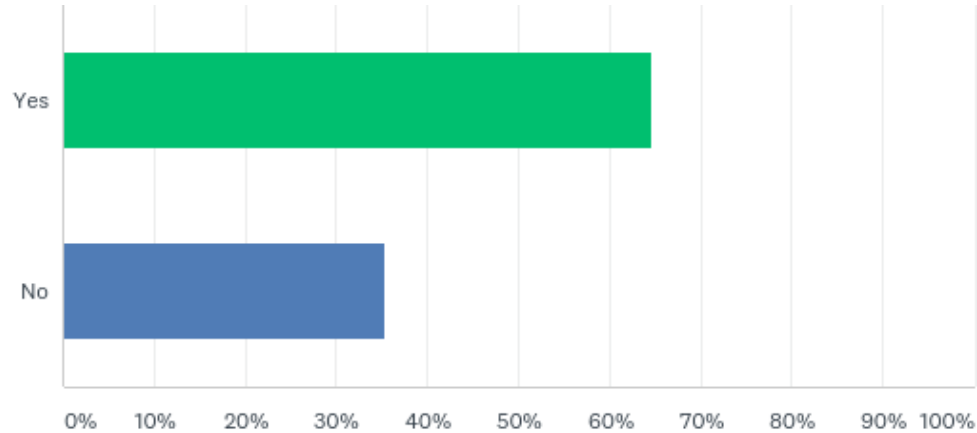
Q6: What time of day do you most often visit Fairmont Park?

Answered: 115 Skipped: 3

Answer Choices	Responses
Early morning	3.48% 4
Mid-morning	18.26% 21
Lunchtime	6.09% 7
Afternoon	60.87% 70
Evening to sunset	11.30% 13
Total	115

Q7: Is Fairmont Park your Neighborhood Park?

Answered: 116 Skipped: 2



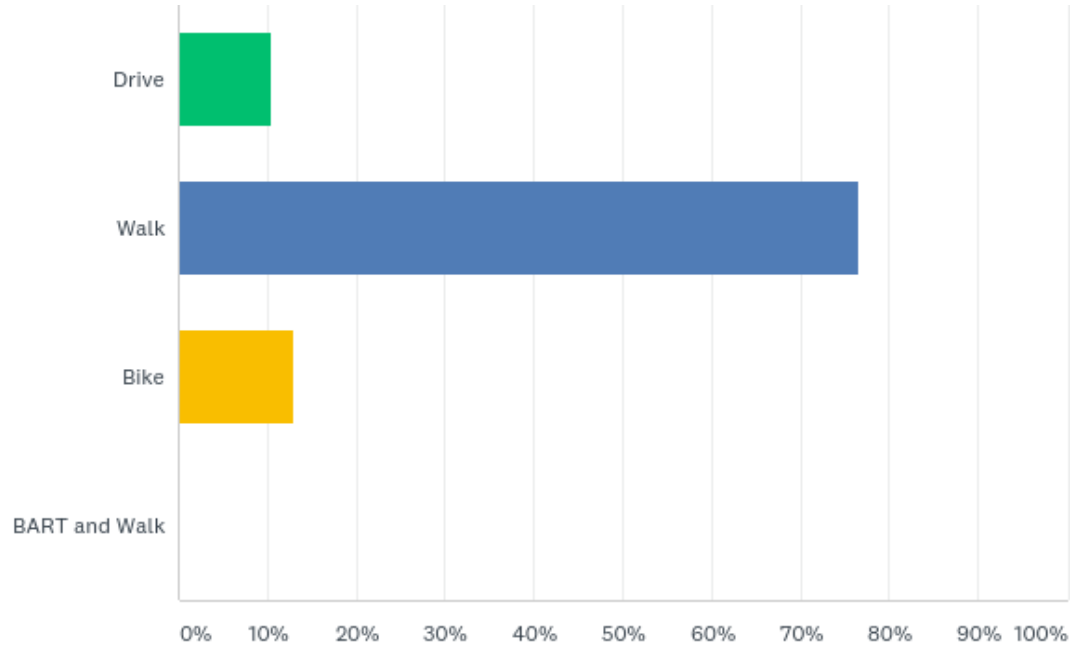
Q7: Is Fairmont Park your Neighborhood Park?

Answered: 116 Skipped: 2

Answer Choices	Responses	
Yes	64.66%	75
No	35.34%	41
Total		116

Q8: How do you usually get Fairmont Park?

Answered: 115 Skipped: 3



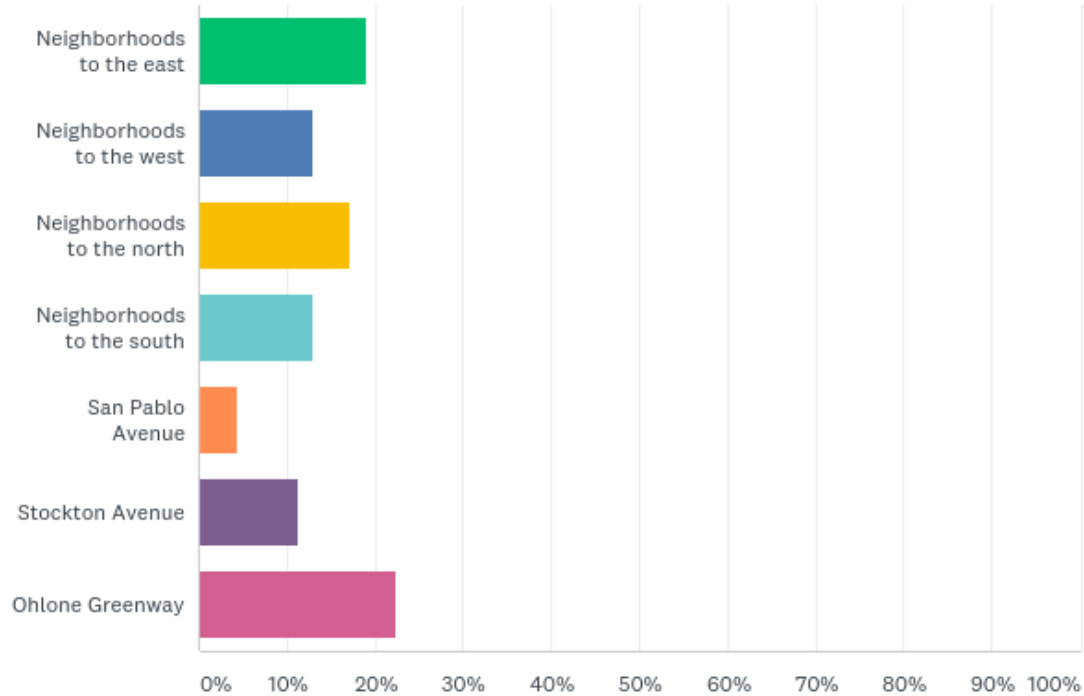
Q8: How do you usually get Fairmont Park?

Answered: 115 Skipped: 3

Answer Choices	Responses	
Drive	10.43%	12
Walk	76.52%	88
Bike	13.04%	15
BART and Walk	0.00%	0
Total		115

Q9: Do you usually arrive at Fairmont Park from the—

Answered: 116 Skipped: 2



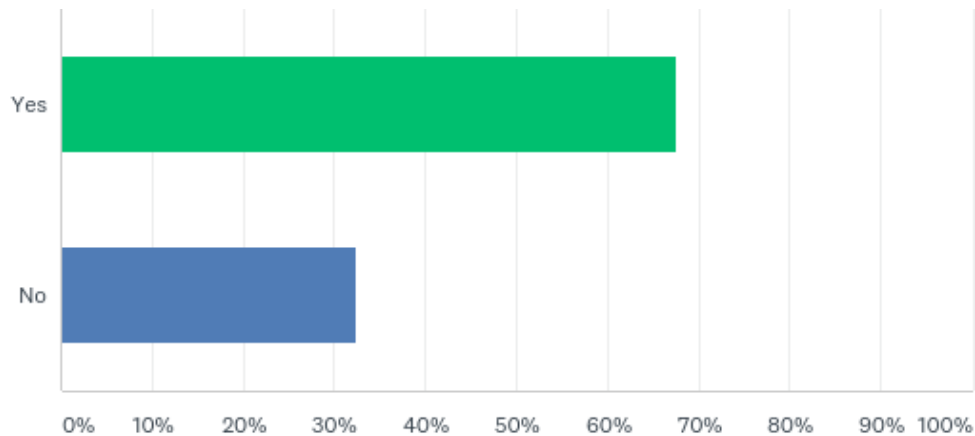
Q9: Do you usually arrive at Fairmont Park from the—

Answered: 116 Skipped: 2

Answer Choices	Responses	
Neighborhoods to the east	18.97%	22
Neighborhoods to the west	12.93%	15
Neighborhoods to the north	17.24%	20
Neighborhoods to the south	12.93%	15
San Pablo Avenue	4.31%	5
Stockton Avenue	11.21%	13
Ohlone Greenway	22.41%	26
Total		116

Q11: Would you like to kept informed about the public process and design development of Fairmont Park?

Answered: 105 Skipped: 13



Q11: Would you like to kept informed about the public process and design development of Fairmont Park?

Answered: 105 Skipped: 13

Answer Choices	Responses	
Yes	67.62%	71
No	32.38%	34
Total		105